

Doubewall Drawer System

Specifications & Ordering Guide

Standard Drawer Kit



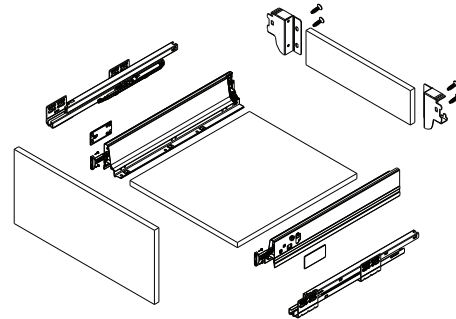
Product Features:

- Finishes: Grey, White, & Stainless Steel
- Tool free assembly and removal of drawer
- Silent system guarantees smooth running
- Full adjustment (up, down, left, right)
- Standard 83mm height sides
- Dynamic load capacity: 40kg

Standard Drawer Kit (packaged as a complete set)

Standard Drawer Kit Includes:

- One pair of Full Extension Soft-Close Slides
- One pair of Doublewall Drawer Slides (83mm height) and Infinity Cover Caps
- One Pair fo rear fixing brackets
- Two universal drawer front connectors



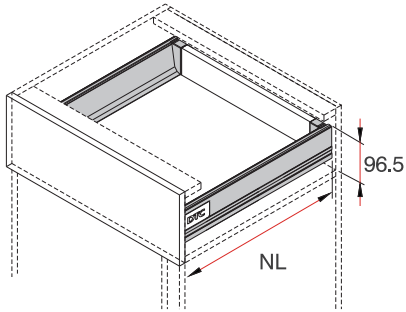
Standard Drawer Kit Ordering Guide

Length (mm)	Length (Inch)	Grey	White	Stainless Steel
270mm	11"	105-MA270G	105-MA270W	105-MA270SS
300mm	12"	105-MA300G	105-MA300W	105-MA300SS
350mm	14"	105-MA350G	105-MA350W	105-MA350SS
400mm	16"	105-MA400G	105-MA400W	105-MA400SS
450mm	18"	105-MA450G	105-MA450W	105-MA450SS
500mm	20"	105-MA500G	105-MA500W	105-MA500SS
550mm	22"	105-MA550G	105-MA550W	105-MA550SS

LEGACY Drawer System

Specifications & Ordering Guide

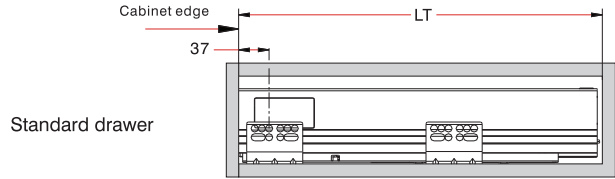
Space Requirements



NL: Nominal length

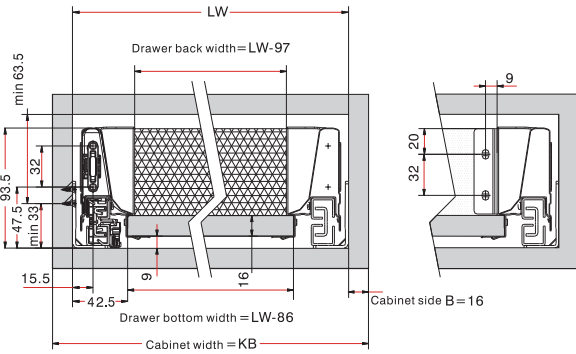
Installation Dimensions

NL = Nominal Slide Length LT = Internal cabinet Depth $LT = NL + 3$

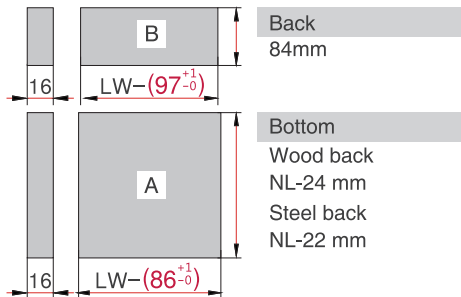


Installation Dimensions

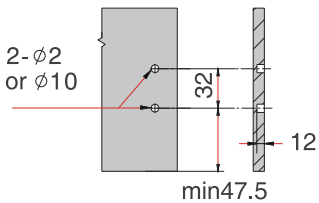
LW = Internal Cabinet Width



Drawer Front, Back and Bottom Dimension



Drawer Front



KB = Cabinet Width
LW = Internal Cabinet Width
NL = Nominal Slide Length

Drilling Pattern

