



St. Vincent 2-1/2 in (64 mm) LGTH Cabinet Knob - Satin Nickel

Part Number: A36642G10

St. Vincent T-Knob, 2-1/2 in (64 mm), Satin Nickel

The St. Vincent Collection is the perfect balance of angular lines, metallic faceted edges and soft curves. St. Vincent's geometric shape naturally catches light for a dramatic effect.

<div>
</div>

Collection	St Vincent
Colour Group	Silver
Finish Code	Satin Nickel
Material	Zinc Diecast
Mounting Type	8-32 Machine Screw
Overall Length	64 mm
Projection (Height)	37 mm
Style Family	Designer
Type	Knob
Width	16 mm

Product Description

The Amerock A36642G10 St. Vincent 2-1/2 in. (64mm) Length Cabinet Knob is finished in Satin Nickel. The St. Vincent Collection is the perfect balance of angular lines, metallic faceted edges and soft curves. St. Vincent

Product Advantages

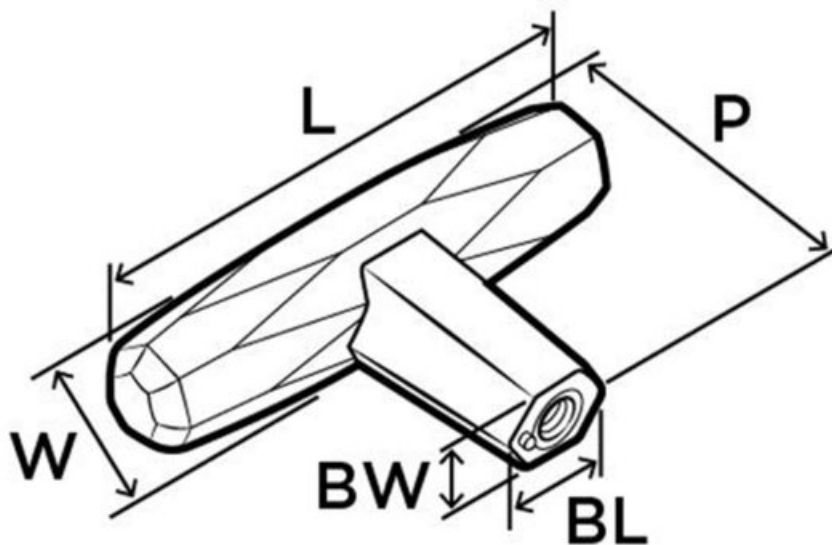
- Gorgeous, high-end finishes available
- Intricately crafted with precise detail for lifelong beauty and durability
- Amerock Guardian Lifetime Guarantee against defect in material and workmanship

Included Products

Industry standard mounting hardware



Technical Documents



L (Length) = 2-1/2in(64mm)

W (Width) = 5/8in(16mm)

P (Projection) = 1-7/16in(37mm)

BL (Base Length) = 1/2in(13mm)

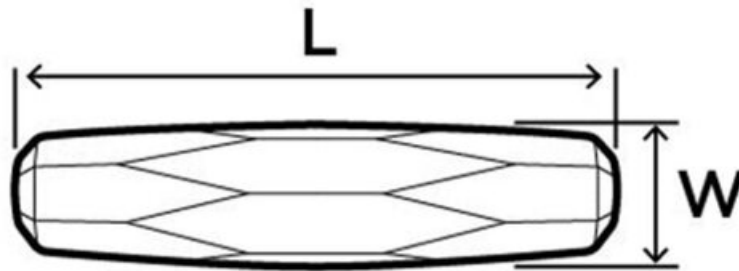
BW (Base Width) = 3/8in(10mm)

Profile# 36642

View this product online at <https://marathonhardware.com/pd/A36642G10>



Technical Documents



L (Length) = 2-1/2in(64mm)

W (Width) = 5/8in(16mm)

Profile# 36642

View this product online at <https://marathonhardware.com/pd/A36642G10>



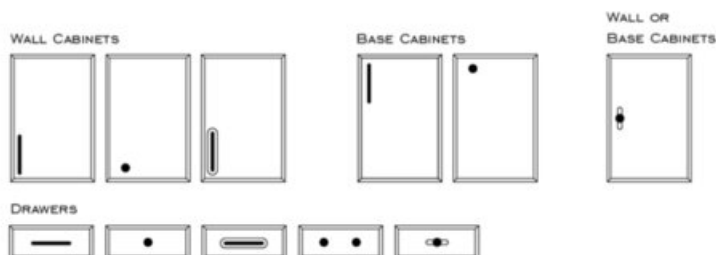
Technical Documents



INSTALLING NEW CABINET HARDWARE

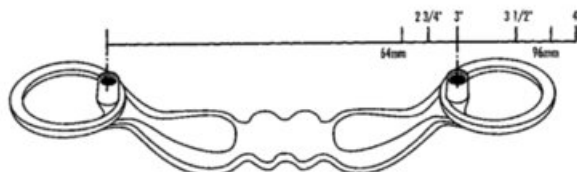
Step 1. Location of Cabinet Hardware

While there are no hard, fast rules for placement of a knob or pull on a cabinet door, most cabinet makers will locate them approximately 3"-4" above the upper non-hinged corner on base cabinets, or the lower non-hinged corner on wall cabinets. However, the decision is your to make!



Step 2. Mounting Cabinet Hardware

When drilling for a knob or pull, a 3/16" hole is recommended for most styles. The exception is pulls that have "studs". A stud is simply an extension of the molded screw holes. If a pull has a stud, then a 1/4" hole is required with studs sitting securely in the wood.



IMPORTANT Screw Information

Amerock® includes 8-32 x 1" long machine screws with most knobs and pulls because the typical cabinet door or drawer front is 3/4" thick. This screw length should work in most applications. However, if your cabinet doors or drawer fronts are thicker than 3/4", then you will need to use longer screws for mounting. Check the thickness of both a cabinet door and a drawer front in your kitchen, as the thickness dimensions may not be the same. In general, the screw length(s) used should be 1/4" longer than the thickness of your cabinet door or drawer front material. It is not uncommon for some drawers to be constructed with a 3/4" thick front attached to a 3/4" thick drawer box. In this situation, the total drawer thickness is 1-1/2", making a 1-3/4" long screw necessary for mounting. These screws may be purchased from any hardware store. Please note that select hardware sold by Amerock may include metric screws instead of UNC screws.

View this product online at <https://marathonhardware.com/pd/A36642G10>

