



Nail Catch for Magnetic Push Devices

Part Number: SDP28SN9

Salice Nail Catch for Magnetic Push Devices

This is the metal nail catch only for use with magnetic push devices

Compatible Hinges ----- Salice Push

Important Information

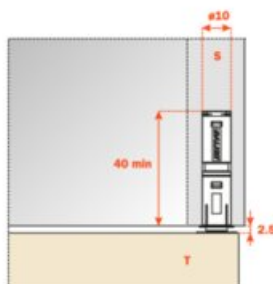
This part number is for Nail Catch only. Push Devices sold separately.

Technical Documents

Magnetic Push - Magnetic release device application

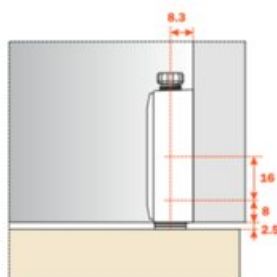
Application of the release device to be recessed

Drill a hole \varnothing 10 mm and min. 40 mm depth in the top, the side or the base panel of the cabinet.
Insert the release device into the hole.



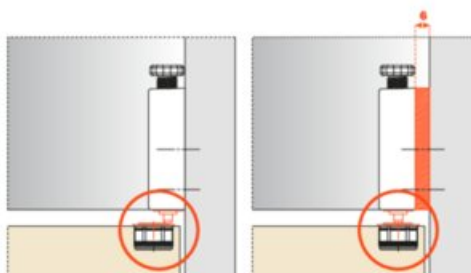
Release device application with adapter (DP82SN_R).

Insert the release device frontally into the adapter.
Place the adapter to the top, the side or the base panel of the cabinet, using the drilling value of 8+16 mm for final positioning.



Release device application with spacer for inset doors (DP82SN_R + SP44XX_).

For inset doors it is essential to use the spacer SP44XX_.



Technical Documents

Magnetic Push - Magnetic release devices and retaining catches

DPMSNB - beige



DPMSNG - grey



Release device.
ø 10 mm, 40 mm length.

Packing
Boxes 250 pcs.
Cartons 1.500 pcs.

DPASNB - beige



DPASNG - grey



Optional supplementary release device to increase the magnetic holding strength. It must always be used together with the DPM. The suggested position of the DPA is the point of pressure on the door. The DPA can be positioned at any point along the opening edge of the door. ø 10 mm, 40 mm length.

Packing
Boxes 250 pcs.
Cartons 1.500 pcs.

DP28SN9



Retaining catch to be inserted.
ø 11.5 mm.

Packing
Boxes 250 pcs.

DP38XX91



Retaining catch with adhesive.
20x14 mm.

Packing
Boxes 250 pcs.

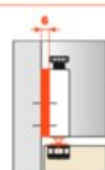
DP39XXG



Adjustable magnetic retaining catch.
ø16.6 mm

Packing
Boxes 250 pcs.

SP44XX_



Spacer for inset door to be used together with DP82XX_RL.

SP44XXG = grey
SP44XXB = beige

Packing
Boxes 250 pcs.

