



## Premium Cabinet Hardware Jig

**Part Number: TP-1935**


Premium Cabinet Hardware Jig, includes Extension Set, Extended Ruler Attachment, and Carrying Case.

The TP-1935 is our complete hardware drilling solution for hardware up to 38in, plus the bonus of shelf pin holes.

### Product Description

The TP-1935 is our complete hardware drilling solution for hardware up to 38" C-C, plus the bonus of shelf pin holes. This is the hardware solution you have been dreaming about! Includes items TP-1934, TP-2312 and TP-ERA, making it the must have professional hardware installation tool. It is the only jig of its kind, addressing virtually every handle on the market as well as the added bonus of installing shelf pins on the go!

Install Knobs and Handles without the tedious hours of measuring or making jigs – Fast, accurate hardware installation in seconds, every time. Adjust the sliding guides along the laser etched rulers (inch & mm) to precisely match your hardware location and measurements. Tighten the thumbscrews and drill through the hardened bushings, no clamp needed! Reversible design allows you to flip the tool over to the next door without adjustment. Includes additional guide for drawer fronts, and end stop for doors. Install cabinet hardware in minutes, not hours!





---

## Product Advantages

- Install handles up to 960mm (38 inches) Centre to Centres
  - Included TP-ERA (Extended Ruler Attachment) provides a stop for drawer fronts up to 42" wide
  - Case included - Rigid plastic case with stainless steel clasps and handle for easy transport
  - Doubles as a portable 32mm shelf pin jig
  - Reversible for speedy drilling - Simply flip tool over for repeated settings on door fronts
-



## Technical Documents

### USING EXTENDED RULER ATTACHMENT (TP-ERA) ON DRAWER



### LARGE HANDLE ON WIDE DRAWER FRONT



## TRUE POSITION TOOLS

### A guide to using True Position Tools Hardware Jigs


- Always secure sliding guides and stops in position and tighten before drilling.
- Be sure to wear proper safety gear when using power tools
- Make sure hands are out of the way when drilling



See more

[www.truepositiontools.com](http://www.truepositiontools.com)

### KNOB ON DOOR INSTALLATION



### HANDLE ON DOOR INSTALLATION



View this product online at <https://marathonhardware.com/pd/TP-1935>




## Technical Documents



**1** Set Hardware Spacing



**2** Adjust Location




**3** Hold & Drill

View this product online at <https://marathonhardware.com/pd/TP-1935>



## Technical Documents



View this product online at <https://marathonhardware.com/pd/TP-1935>

