

Tip-out tray hinges softclose

Part Number: 04-2501



M-Series Tip-Out Tray Soft Close Hinge

Soft close tip-our tray hinge for sink base false drawer front

Application Type	Tip-out Hinge
Finish	Zinc
Material	Cold Press Steel
Mounting Type	Screw-on

Product Description



Soft close tip-our tray hinge for sink base false drawer front

Product Advantages

- Soft-closing, eliminate all noise on closure
- Side-mounted
- The piston housing only requires 13/16" on both size, provide enough remaining room for our new tip-out tray with gables of 5/8
- Zinc plated, easy to clean and resist to humidity
- Sold by pair, screws included




Technical Documents

**SERIES**

M-Series Tip Out Tray Soft-Close Hinges

Technical Specifications & Assembly

M-Series Tip Out Tray Hinges



Product Features


The M-Series tip out hinge is a cold pressed steel and zinc plated specialty hinge for undersink false drawer fronts.

Combine the tip out hinge with the M-Series tip out tray to create a handy storage space for cloths, sponges, and other small cleaning products.

- Soft-close
- Limited Lifetime Warranty
- Lateral installation

M-Series Tip Out Tray Hinges (Parts List)

- Pair of tip out tray hinges
- 8 x screws



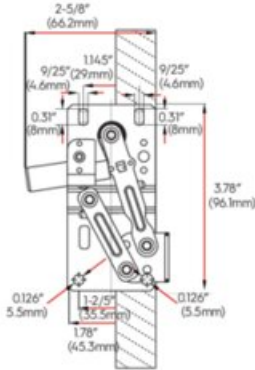
Hinge Installation in a Face Frame Cabinet

Step #1: Hinge plate mounts flush to the front and bottom edge of the cabinet opening. 2-5/8" of depth clearance is needed to fit the soft-close.

Step #2: Mark hole locations and pre-drill 1/8" diameter holes x 3/4" deep.

Step #3: Use two flat headed screws to attach each hinge plate to face frame.

Figure 1



2-5/8" (66.2mm)
9/25" (4.6mm)
114.5" (29mm)
9/25" (4.6mm)
0.31" (8mm)
0.31" (8mm)
3.78" (96.1mm)
0.126" (5.5mm)
1-2/5" (35.5mm)
1.78" (45.3mm)

800.840.1228 / MARATHONHARDWARE.COM

View this product online at <https://marathonhardware.com/pd/04-2501>

