



Rosette Rect ART DECO SN

Part Number: E86435US15

Art Deco Rectangular Backplate for Pull, Satin Nickel

Center to Center Length	4 in
Collection	Art Deco
Finish Code	Satin Nickel
Projection (Height)	1 in
Style Family	Art Deco
Type	Backplate
Width	5.25 in

Product Description

Inspired by the visual arts and architecture movement of pre-WWI France that shares its name, the Art Deco Cabinet Hardware Collection features geometric stepped details with optional matching backplates for both the Art Deco Knob and Art Deco Pull.

Available in 2 sizes and 6 finishes, as well as with optional backplates, the Art Deco Pull offers a classically modern addition to your cabinets and drawers.

Product Advantages

- For 4" Art Deco Pull
- 1/8" thickness
- 6 finishes:
 - Oil-rubbed Bronze
 - Polished Nickel
 - Satin Nickel
 - Flat Black
 - Polished Chrome
 - Satin Brass




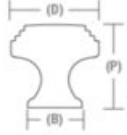
Technical Documents

ART DECO


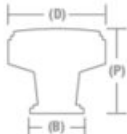
Cabinet Knobs & Pulls Technical Specifications

EMTEK



Art Deco Knob

		Product Code	Dimension(D)	Projection(P)	Base Dimension(B)
		86421	1 1/4"	1 1/4"	3/4"



Newport Knob

		Product Code	Dimension(D)	Projection(P)	Base Dimension(B)
		86432	1 1/4"	1 1/4"	3/4"
		86433	1 3/4"	1 1/2"	1"

Art Deco Pull

		Product Code	Dimension C-to-C	Overall	Projection(P)	Base Dimension(B)
		86422	3 1/2"	4 1/8"	1 1/8"	1/2"
		86423	4"	4 7/8"	1 1/8"	1/2"

Alexander Pull

		Product Code	Dimension C-to-C	Overall	Projection(P)	Base Dimension(B)
		86424	3 1/2"	4 1/8"	1 1/8"	1/2"
		86425	4"	4 7/8"	1 1/8"	1/2"
		86484	5"	5 5/8"	1 1/8"	1/2"
		86426	6"	6 5/8"	1 1/8"	1/2"
		86427	8"	8 5/8"	1 1/8"	1/2"
		86485	10"	10 5/8"	1 1/8"	1/2"
		86479	12"	12 5/8"	1 1/8"	1/2"

Emtek Products, Inc. Tel: 800.356.2741 Fax: 800.577.5771 emtek.com

View this product online at <https://marathonhardware.com/pd/E86435US15>

