



DECORATIVE

C A T A L O G U E



MARATHON

H A R D W A R E

www.marathonhardware.com

800.840.1228

Mississauga (Head Office)

1 - 4120B Sladeview Cres.
Mississauga, ON L5L 5Z3
Tel: 905-607-8665
Fax: 905-607-8668

Edmonton

14535 - 121A Ave.
Edmonton, AB T5L 2T2
Tel: 780-443-8092
Fax: 780-443-4035

© 2024 Marathon Fasteners & Hardware Inc.
operating as Marathon Hardware.

We reserve all rights to this catalogue under
copyright law. Permission to duplicate in whole
or part requires our written consent.

All dimensions are subject to technical
alterations. Errors and omissions excepted.
Product photos are subject to colour
variations. Packaging quantities may change
without notice.

Barrie

2 - 1 Reid Dr.
Barrie, ON L4N 0M4
Tel: 705-792-4416
Fax: 705-792-5041

Surrey

10323 Grace Road
Surrey, BC V3V 3V7
Tel: 604-597-0175
Fax: 604-597-0174

Calgary

40 - 5251 48th Ave. SE
Calgary, AB T2B 3S2
Tel: 403-291-2231
Fax: 403-291-2731

Kelowna

110 - 230 Beaver Lake Crt.
Kelowna, BC V4V 1S5
Tel: 250-765-8160
Fax: 250-765-8123



Laguna Gola

Eureka Laguna is a European inspired aluminum Gola profile designed for contemporary kitchens.

8-17

Designer

Our Designer selection incorporates cutting edge European design, and original combinations of materials, textures and on-trend finishes.

18-49

Contemporary

Our Contemporary offering includes a wide range of distinctive designs that embody sleek, flowing lines and on-trend finishes, perfect for pairing with complementary fixtures.

50-99

Transitional

Transitional style bridges the gap between Contemporary and Classic, with our selection offering unique detailing and design features.

100-129

Classic

Our Classic collection includes a variety of best-selling, traditional designs that have stood the test of time and offer long lasting value to your projects.

130-153

Accessories

Our decorative accessories category features a selection of coat and wall hooks providing a functional addition to any project, as well as drilling jigs and cabinet hardware to increase installation efficiency.

154-159

Finishes

A guide to the many decorative hardware finishes we have to offer.

160-161

Product Index

162-165



QUALITY.
INNOVATION.
SERVICE.

At Marathon, we understand the importance of inspiration in any design project. That's why we have created our new Decorative Catalogue as a way to share inspiration and beautiful designs with your clients. As an experienced hardware distributor, Marathon Hardware is your go-to one-stop shop for innovative, quality decorative hardware that adds an elegant touch to every living space.

Our products are sourced globally and are marked by a perfect blend of functionality and aesthetics. The wide variety of decorative hardware designs, finishes, and textures we offer helps your client's vision while enhancing efficiency in their living areas.

Our commitment is to consistently provide you with a wide range of decorative hardware options that cater to any design project. We strive to offer you the most efficient way of accessing our products and benefiting from our services. At Marathon, our aim is to bring you exceptional value as we understand that your success is our success.



Versatile Applications

We pride ourselves on curating a wide range of distinctive decorative designs to help your room create an ambiance that accentuates its personality. We're constantly in search of global in-demand products that reflect the latest market trends and styles, as well as unique offerings to make you a trend-setter, giving you the ability to tailor your projects to reflect your personality, and add value where it matters most.

Solutions to Meet Your Needs

We pride ourselves on our personalized approach, ensuring that we cater to your unique needs by offering you the best solutions possible. Our extensive global network and robust supply partnerships enable us to procure exclusive items tailored to your custom projects.

There When You Need Us

Benefit from our six strategically located warehouses spread across Canada that are backed by a dedicated team of local experts who possess a comprehensive understanding of your business. Our warehouses provide fast turnaround times and efficient order fulfillment, where your order will be shipped within 24 hours.

Elevating your space, one step at a time.



Identifying the Style

Whether you are in search of the perfect handles, pulls, or knobs for your design, Marathon has four timeless categories from our decorative hardware selection to help you achieve the ideal look: Classic, Transitional, Contemporary, and Designer. Let us help you find the perfect design that fits your personal style.

Choosing the Right Finishes

To identify the perfect finishes to match your creative vision, it is important to take into consideration the colour of your cabinets and the rest of your room. Decide whether you would like a matching colour scheme for unity and harmony or a contrasting one for distinctiveness and artistry. Some of our most popular finishes include Brushed Nickel, Oil Rubbed Bronze, Polished Chrome, Matte Black, Brushed Brass, and Golden Champagne. Our goal is to help you find the look that aligns with your creative vision.

Measuring Handle Lengths

To ensure a flawless fit of handles, it is important to take a moment to measure the handle lengths needed for your cabinets and drawers. This crucial dimension will enable us to guide you towards the ideal handles that will effortlessly align with your existing mounting points.



AESTHETICALLY FUNCTIONAL

Unleash the potential of your living space with designs that not only streamline your daily routine but also ignite your creative spirit.





Eureka Laguna is a cut-to-size aluminum Gola profile designed for European inspired, contemporary kitchens. Creating a designer-friendly separation between cabinet doors, pantry doors, and drawer fronts, this integrated alternative to standard decorative handles and knobs offers you the chance to impress your clients with a sleek and innovative design trend.

LAGUNA GOLA



Eureka Colour Chips Colour chip samples of Eureka shelving and Gola channel finishes.

Finish



AN
Anodized
Matte



MB
Matte
Black



SS
Stainless
Steel

Part#	Overall Length (mm) ↔
EUR-COLOURCHIP-AN	125
EUR-COLOURCHIP-MB	125
EUR-COLOURCHIP-SS	125








Laguna Gola Profile L-Shape for Under Counter

Finish




Part#	Overall Length (mm) ↔
1682-AUC-AN	3000
1682-AUC-MB	3000
1682-AUC-SS	3000



Laguna Gola Profile C-Shape for Between Drawers

Finish




Part#	Overall Length (mm) ↔
1683-AID-AN	3000
1683-AID-MB	3000
1683-AID-SS	3000



Laguna Gola Vertical Profile 3m for Single Door


Finish




Part#	Overall Length (mm) ↔
1685-AV1-AN	3000
1685-AV1-MB	3000
1685-AV1-SS	3000

Laguna Gola Vertical Profile for Double Doors

Finish




Part#	Overall Length (mm) ↔
1684-AV2-AN	3000
1684-AV2-MB	3000
1684-AV2-SS	3000



Laguna Gola Profile for 16mm Upper Cabinets

Finish




Part#	Overall Length(mm) ↔	Projection (mm) ↑↓
1645-2APC-AN	3000	55
1645-2APC-MB	3000	55
1645-2APC-SS	3000	55



Laguna Inside 90 Degree Corner for L-Shaped Profiles

Finish




Part#
1682-AP4-AN
1682-AP4-MB
1682-AP4-SS





Laguna Outside 90 Degree Corner for L-Shaped Profiles

Finish



Part#

1682-AP5-AN


1682-AP5-MB

1682-AP5-SS



Laguna Universal Closed End Cap for C-Shaped Profiles

Finish




Part#

1683-AP2U-AN


1683-AP2U-MB

1683-AP2U-SS



Laguna Closed End Cap for L-Shaped Profiles Left/Right

Finish



**Part#
Left Side**

**Part#
Right Side**

1682-AP2L-AN

1682-AP2R-AN

1682-AP2L-MB


1682-AP2R-MB

1682-AP2L-SS

1682-AP2R-SS

Laguna Universal Open End Cap for C-Shaped Profiles

Finish



AN Anodized Matte
 MB Matte Black
 SS Stainless Steel


Part#

- 1683-APIU-AN
- 1683-APIU-MB
- 1683-APIU-SS



Laguna Closed Cap for Top or Bottom on C-Shaped or L-Shaped Vertical Profiles


Finish



AN Anodized Matte
 MB Matte Black
 SS Stainless Steel


Part#

- 1684-API1TB-AN
- 1684-API1TB-MB
- 1684-API1TB-SS



Laguna Open End Cover Cap for L-Shaped Profiles Left/Right

Finish




AN Anodized Matte
 MB Matte Black
 SS Stainless Steel

**Part#
Left Side**

**Part#
Right Side**

- | | |
|---------------|---------------|
| 1682-API1L-AN | 1682-API1R-AN |
| 1682-API1L-MB | 1682-API1R-MB |
| 1682-API1L-SS | 1682-API1R-SS |





Laguna Mounting Clips for Horizontal Profiles

Part#	Mounting Type
1682-AP8	Screw-on
1682-AP9	Dowel




Laguna Shim Kit for Vertical Profiles using 16mm Panels

Part#
1627-2SH



Laguna Spacer for Vertical Profiles Single and Double Doors

Part#
1619-7SP



DESIGNER

The Designer category incorporates cutting edge European design, original combinations of materials, and on-trend finishes. Sparking imagination and creativity, this innovative collection easily becomes a starring attraction of your living space by complementing cabinet doors, from the modern minimalist to the stunningly intricate.





CITTERIOGIULIO

Founded in 1945 as a small craft business in the heart of Brianza, Citterio Giulio has evolved over time into a leader in the design and production of handles for the furniture industry.

Thanks to thorough experience and market knowledge, Citterio Giulio understands the tastes, styles and trends emerging in the industry and translates them into products and inspiration that align with the wishes of their customers. Over the years, they have constantly expanded their product range to meet the needs of everyone, allowing them to meet the contemporary taste of minimalist lovers, as well as those who prefer the soft and sinuous forms of classic models.

"Made in Italy is synonymous with Quality, Reliability and Creativity. Our tenacious passion for our work allows us to combine tradition and innovation, while remaining at the forefront of design."



OLYMPIA
EXPRESS

Maximatic

min

NEW

BURANO 10

CITTERIOGIULIO



Burano 10 designed by Citterio Giulio, boasts a gorgeous fluted 10mm diameter brass bar.

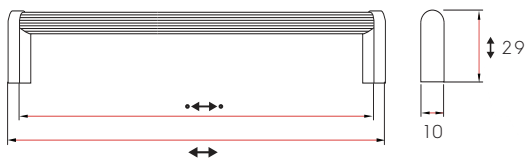
Finish



Ordering Guide - Choose Your Part Number

*Final product code = part # - C2C - finish. Eg. **8176-160-TBRZ**

Part#	Size C2C (mm) ↔↔↔	Available Finishes ↙	Overall Length(mm) ↔↔	Projection (mm) ↕
8176	160	CBRZ	172	29
8176	320	DBK	332	29
8176	640	MGLD MGRN SIL TBRZ	652	29





SIL



TBRZ



MGRN



MGLD



CBRZ



DBK

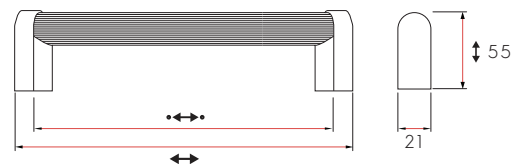
Burano 18 designed by Citterio Giulio, features a stunning fluted 18mm diameter brass bar.


Finish



Ordering Guide - Choose Your Part Number
*Final product code = part # - C2C - finish = **8177-160-DBK**

Part#	Size C2C (mm) ↔	Available Finishes ↙	Overall Length(mm) ↔	Projection (mm) ↕
8177	160	CBRZ	176	55
8177	320	DBK	336	55
8177	640	MGLD MGRN SIL TBRZ	656	55





MGLD




MGLD



TBRZ



SIL



DBK



CUBR

Ducale designed by Citterio Giulio, harmoniously melds a square form with uniquely elegant knurling, making it an ideal choice for designer projects.

Finish



CUBR
Copper
Bronze



DBK
Matte
Black



MGLD
Matte
Gold



SIL
Lacquered
Silver

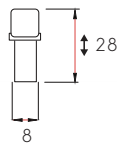


TBRZ
Titanium
Bronze

Ordering Guide - Choose Your Part Number

*Final product code = part # - C2C - finish. Eg. **8175-160-TBRZ**

Part#	Size C2C (mm) ↔	Available Finishes ↔	Overall Length (mm) ↔	Projection (mm) ↑↓
8175	160	CUBR	225	28
8175	320	DBK MGLD SIL TBRZ	370	28





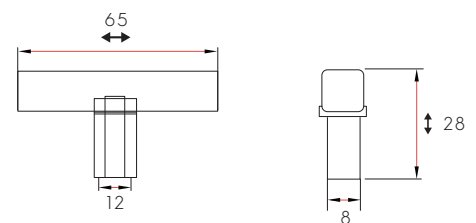
Ducale Knob designed by Citterio Giulio, harmoniously melds a square form with uniquely elegant knurling, making it an ideal choice for designer projects.


Finish



Ordering Guide - Choose Your Part Number
 *Final product code = part # - finish. Eg. **8175-TBRZ**


Part#	Size C2C (mm)	Available Finishes	Overall Length(mm)	Projection (mm)
8175	12	CUBR DBK MGLD SIL TBRZ	65	28





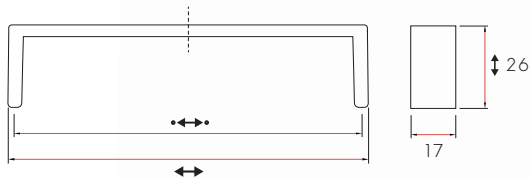
Lineas designed by Citterio Giulio, features a fluted texture that goes hand-in-hand with the cup pulls and knobs of the Lineas collection.

Finish



Ordering Guide - Choose Your Part Number
*Final product code = part # - C2C - finish. Eg. **8174-160-MGLD**

Part#	Size C2C (mm)	Available Finishes	Overall Length(mm)	Projection (mm)
8174	160	CBRZ	168	26
8174	320	DBK	328	26
		MGLD		
		MGRN		
		SIL		
		TBRZ		



●
CBRZ

●
MGLD

○
SIL

●
TBRZ

●
DBK

●
MGRN

●
TBRZ

●
CBRZ

●
MGRN

NEW

LINEAS KNOB


CITTERIOGIULIO



TBRZ



CBRZ



MGRN



MGLD

Lineas Knob designed by Citterio Giulio, features a fluted texture that perfectly complements the handles and cup pulls of the Lineas collection.

Finish



CBRZ
Cocoa
Bronze



DBK
Matte
Black



MGLD
Matte
Gold



MGRN
Metallic
Green



SIL
Lacquered
Silver



TBRZ
Titanium
Bronze

MGLD



Ordering Guide - Choose Your Part Number

*Final product code = part # - Diameter - finish.

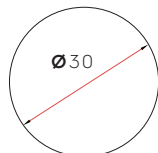
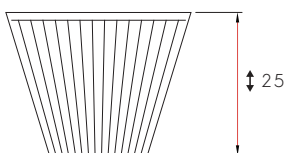
Eg. 8174-30-DBK

Part#	Available Finishes	Diameter (mm) Ø	Projection (mm) ↑↓
8174	CBRZ	30	25
	DBK		
	MGLD		
	MGRN		
	SIL		
	TBRZ		

SIL



DBK





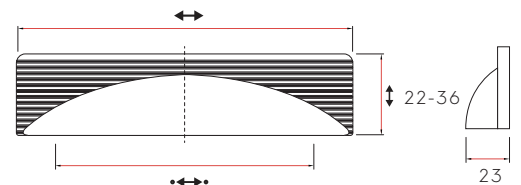
Lineas Cup designed by Citterio Giulio, features a fluted texture that perfectly complements the handles and knobs of the Lineas collection.

Finish



Ordering Guide - Choose Your Part Number
*Final product code = part # - C2C - finish. Eg. **8174-64-CUP-DBK**

Part#	Size C2C (mm)	Available Finishes	Overall Length(mm)	Projection (mm)
8174	64	CUP-CBRZ	92	22
8174	96	CUP-DBK	125	29
8174	160	CUP-MGLD CUP-MGRN CUP-SIL CUP-TBRZ	200	36





Lovere designed by Citterio Giulio, is a charmingly playful yet sophisticated handle that pairs well with the Lovere t-knob.

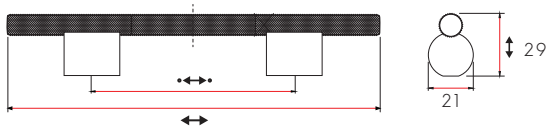
Finish






Ordering Guide - Choose Your Part Number

*Final product code = part # - C2C - finish Eg. **8173-160-SIL**

Part#	Size C2C (mm) ↔↔↔	Available Finishes ↙	Overall Length(mm) ↔↔	Projection (mm) ↑↓
8173	160	CBRZ	242	29
8173	320	DBK	402	29
8173	640	MGLD MGRN SIL TBRZ	722	29





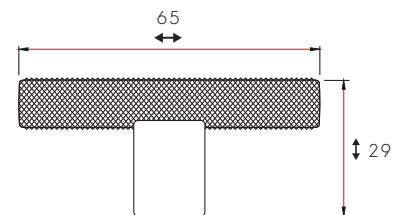
Loveire Knob designed by Citterio Giulio, is a charmingly playful yet sophisticated t-knob that pairs perfectly with the Loveire handle.

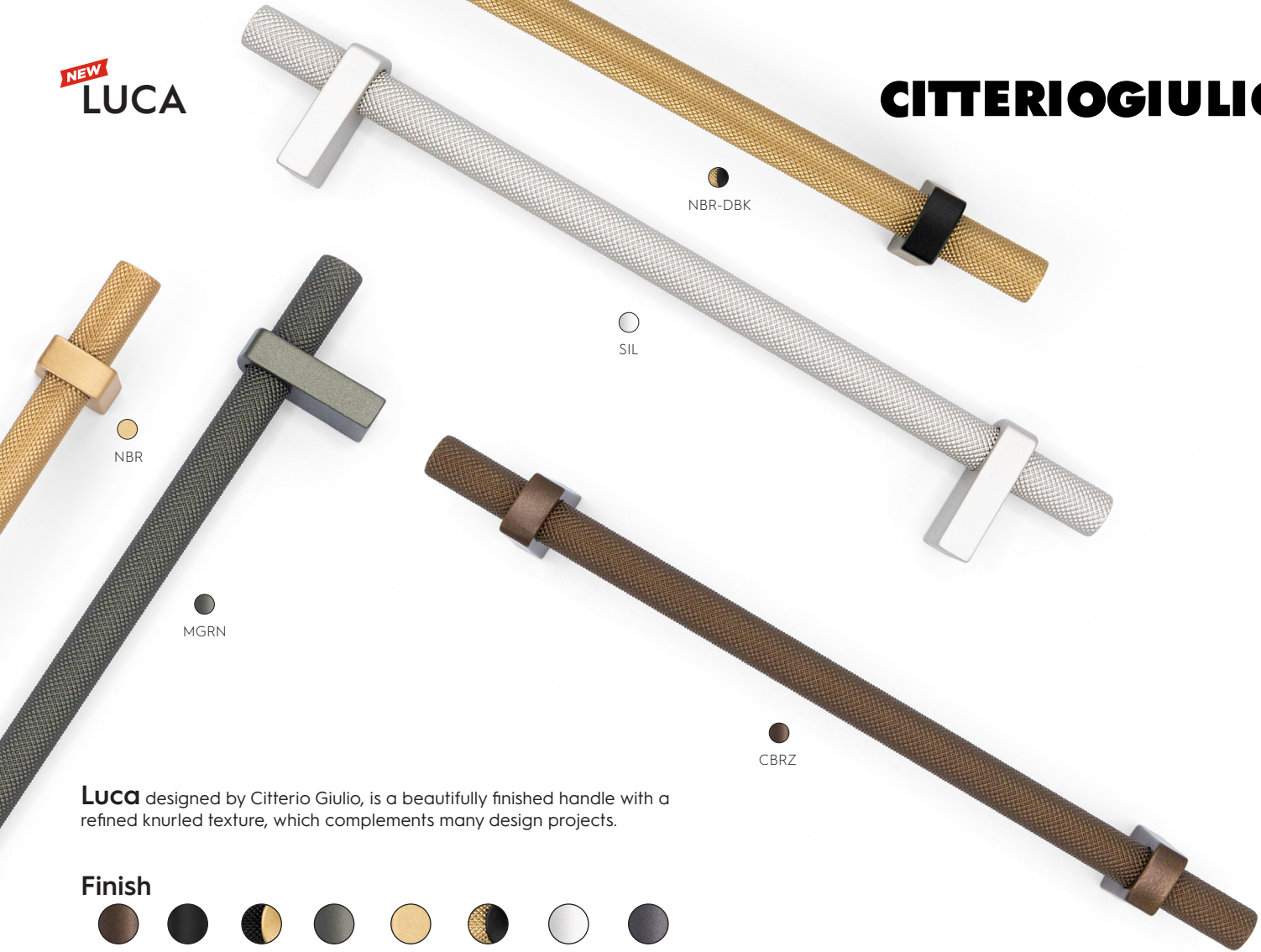
Finish



Ordering Guide - Choose Your Part Number
*Final product code = part # - finish Eg. **8173-MGLD**

Part#	Available Finishes	Overall Length (mm)	Projection (mm)
8173	<ul style="list-style-type: none"> CBRZ DBK MGLD MGRN SIL TBRZ 	65	29






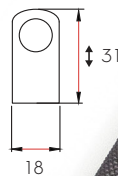
Luca designed by Citterio Giulio, is a beautifully finished handle with a refined knurled texture, which complements many design projects.







Finish



Ordering Guide - Choose Your Part Number
*Final product code = part # - C2C - finish. Eg. **8170-320-NBR**

Part#	Size C2C (mm) ↔	Available Finishes ↘	Overall Length (mm) ↔	Projection (mm) ↑↓
8170	160	CBRZ	210	31
8170	320	DBK	370	31
8170	640	DBK-NBR MGRN NBR NBR-DBK SIL TBRZ	690	31





Luca Knob designed by Citterio Giulio, is a beautifully finished t-knob with a refined knurled texture, which complements many design projects.

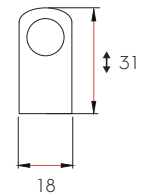
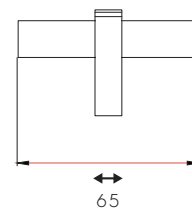
Finish



Ordering Guide - Choose Your Part Number

*Final product code = part # - finish. Eg. **8170-NBR-DBK**

Part#	Available Finishes	Overall Length (mm)	Projection (mm)
8170	CBRZ DBK DBK-NBR MGRN NBR NBR-DBK SIL TBRZ	65	31





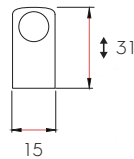
Renate designed by Citterio Giulio, boasts exquisite craftsmanship and presents a chic and sophisticated aesthetic that complements any designer project.

Finish



Ordering Guide - Choose Your Part Number
*Final product code = part # - C2C - finish. Eg. **8171-160-CBRZ**


Part#	Size C2C (mm) ↔	Available Finishes ↘	Overall Length (mm) ↔	Projection (mm) ↑↓
8171	160	CBRZ	210	31
8171	320	DBK	370	31
8171	640	DBK-NBR MGRN NBR NBR-DBK SIL TBRZ	690	31





Renate Knob designed by Citterio Giulio, is a beautifully finished t-knob with a refined knurled texture, which complements many design projects.

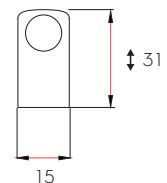
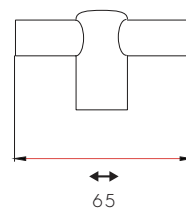
Finish



Ordering Guide - Choose Your Part Number

*Final product code = part # - finish. Eg. **8171-DBK-NBR**

Part#	Available Finishes	Overall Length (mm)	Projection (mm)
8171	<ul style="list-style-type: none"> CBRZ DBK DBK-NBR MGRN NBR NBR-DBK SIL TBRZ 	65	31








Viefe®

Design Defines Us


Viefe is a leader in the design and manufacturing of high-quality, contemporary European knobs, handles and wall hooks. Viefe collaborates with an expert team of multidisciplinary industrial designers throughout Europe. They seek out those who are constantly experimenting, investigating, and innovating.

Viefe's collection reflects a rigorous process of creation, from initial concepts to the product being installed in its final surroundings. They offer many styles and unique finishes to choose from including glass, leather, wood, aluminum and zinc alloy. Viefe's products improve the finish of a piece of furniture or interior surroundings, while keeping up with current trends.

"We want manufacturers, interior designers, decorators and customers to enjoy the aesthetics of our products and the usefulness that they bring."



●
L30



●
L291


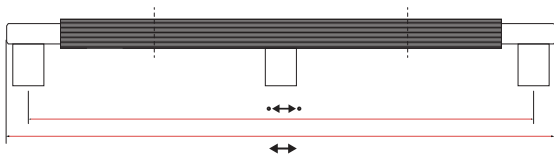
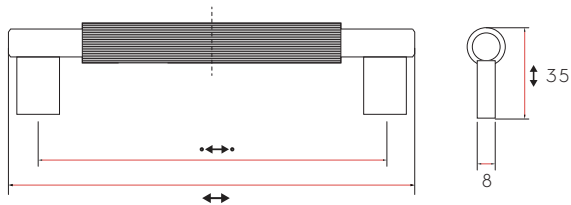
Arpa, designed by Viefe, has a straight-lined, symmetrical aesthetic with a fluted bar, taking its influence from the popular Art Deco style.

Finish



Ordering Guide - Choose Your Part Number
*Final product code = part# C2C Finish. Eg. **V0583192L291**

Part#	Size C2C (mm) ↔↔	Available Finishes ↔↔	Overall Length(mm) ↔↔	Projection (mm) ↕
V0583	192	L291	214	35
V0583	320	L30	342	35
V0583	1178	L24	1200	35



●
L291



●
L24


●
L30



●
L291



●
L24



Arpa Knob/T-Knob, designed by Viefe, has a straight-lined, symmetrical aesthetic, and fluted texture taking its influence from the popular Art Deco style.

Finish



L291
Brushed
Dark
Brass



L30
Brushed
Black

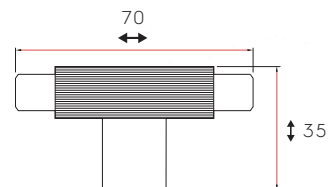
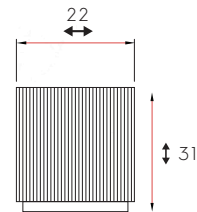


L24
Brushed
Stainless
Steel

Ordering Guide - Choose Your Part Number

*Final product code = part# Overall Length Finish. Eg. V0583070L291

Part#	Available Finishes	Overall Length(mm)	Projection (mm)
V05830	L291	22	31
V05830	L30	70	35
	L24		




NEW

ARPA PLATE

Viefe®



L291



L30

Arpa Plate has the same straight-lined, symmetrical aesthetic as Arpa with the addition of a decorative base plate, increasing its level of elegance.

Finish



L291

Brushed
Dark
Brass



L30

Brushed
Black



L24

Brushed
Stainless
Steel


Ordering Guide - Choose Your Part Number

*Final product code = part# C2C finish. Eg. **V0588192L291**

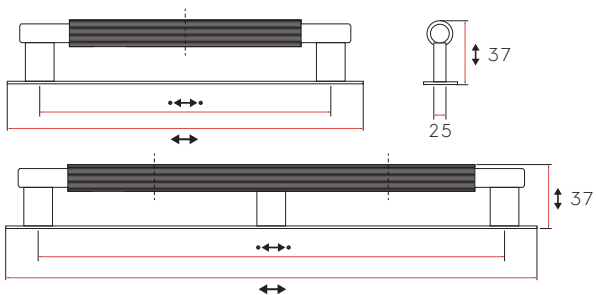
Part#	Size C2C (mm) ↔↔↔	Available Finishes ↙	Overall Length(mm) ↔↔	Projection (mm) ↕
V0588	192	L291	230	37
V0588	320	L30	358	37
V0588	1178	L24	1216	37



L291




L24





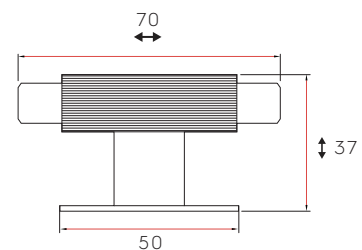
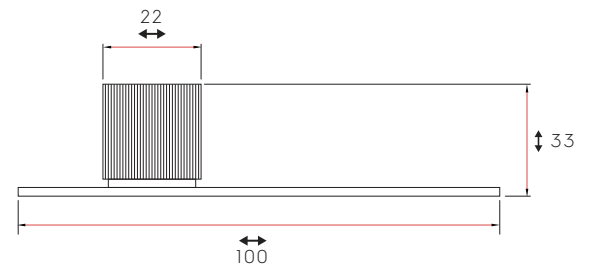
Arpa Knob Plate has the same straight-lined, symmetrical aesthetic as Arpa with the addition of a decorative base plate, increasing its level of elegance.

Finish



Ordering Guide - Choose Your Part Number *Final product code = part# Overall Knob Length finish. Eg. **V0588022L291**

Part#	Available Finishes	Overall Knob Length (mm)	Overall Plate Length (mm)	Projection (mm)
V05880	L291	22	100	33
V05880	L30	70	50	37
	L24			



CURVE

Viefe®

L24

LM2

LM2

L27

L31

Curve is a lightweight, yet durable contemporary finger pull that suits a wide range of cabinet doors and drawer fronts.

Finish



L24
Brushed
Stainless
Steel



L27
Dark
Brass



LM2
Matte
Black

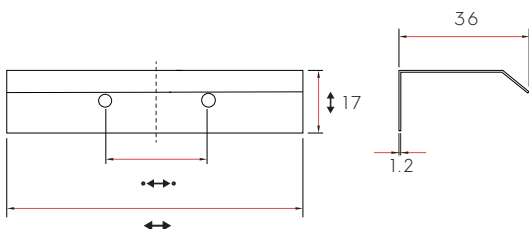


LM1
Matte
White

Ordering Guide - Choose Your Part Number

*Final product code = part# C2C Finish. Eg. **V0117320LM2**

Part#	Size C2C (mm) ↔↔↔	Available Finishes ↘	Overall Length(mm) ↔↔	Projection (mm) ↑↓
V01170	32	L24	45	36
V01170	64	L27	100	36
V0117	128	LM2	200	36
V0117	192	LM1	300	36
V0117	320		400	36
V0117	416		500	36



LM1

L24

L24

L01

L09





L27

L27

L09

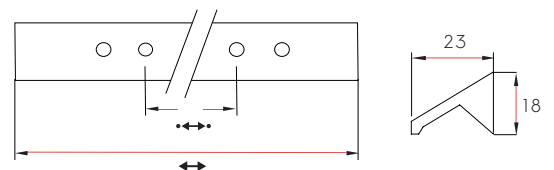
Cutt designed by Viefe, is a geometric pull that adds a contemporary flair to any space.


Finish

- 
 L27
 Dark
 Brass
- 
 L09
 Matte
 Black
- 
 L01
 Polished
 Chrome
- 
 L24
 Brushed
 Stainless
 Steel

Ordering Guide - Choose Your Part Number
 *Final product code = part# Overall Length Finish. Eg. **V0322200L27**

Part#	Size C2C (mm) ↔↔↔	Available Finishes ↙	Overall Length(mm) ↔↔	Projection (mm) ↕
V0322	96-128	L27	200	23
V0322	192-320	L09	400	23
V0322	320-480	L01 L24	600	23





L291

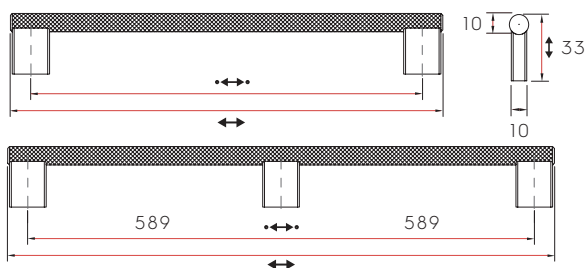
Graf Mini is an extension of the successful Graf design, offering the on-trend knurled texture finish in multiple lengths.

Finish



Ordering Guide - Choose Your Part Number
 *Final product code = part# C2C Finish. Eg. **V0430256L30**

Part#	Size C2C (mm)	Available Finishes	Overall Length(mm)	Projection (mm)
V0430	160	L30	182	33
V0430	256	L291	278	33
V0430	1178	L24	1200	33



L30




L24



L291



L30



L24



L291



L24



L291



L30

Graf Mini Knob/T-Knob are extensions of the successful Graf design. They offer the on-trend knurled texture finish in two knob designs, perfect for complementing the Graf mini handle.

Finish



L30
Brushed
Black



L291
Brushed
Dark
Brass

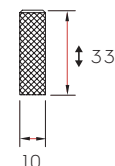
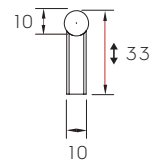
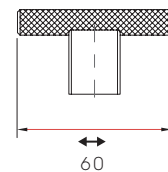


L24
Brushed
Stainless
Steel

Ordering Guide - Choose Your Part Number

*Final product code = part# Overall Length Finish. Eg. **V0430060L30**

Part#	Available Finishes	Overall Length (mm)	Projection (mm)
V04300	L30	10	33
V04300	L291	60	33
	L24		



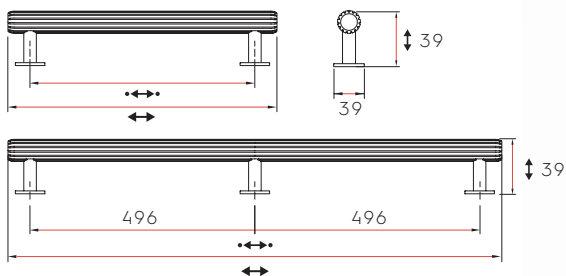
Rille is an upgrade to the standard bar pull, due to its signature shallow fluted texture.

Finish



Ordering Guide - Choose Your Part Number
*Final product code = part# C2C Finish. Eg. **V0528160L291**

Part#	Size C2C (mm) ↔↔↔	Available Finishes 🔪	Overall Length(mm) ↔↔	Projection (mm) ↕
V0528	160	L24	190	39
V0528	320	L291	350	39
V0528	480	L30	510	39
V0528	992		1022	39



●
L291

●
L291

●
L24

●
L30




●
L291



●
L24



●
L24



●
L30

Rille Knob is a twist on the classic t-knob, with its signature shallow fluted texture.

Finish



L30
Brushed
Black



L291
Brushed
Dark
Brass

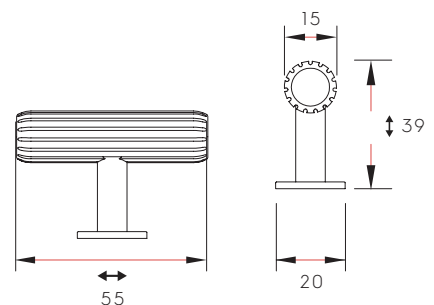


L24
Brushed
Stainless
Steel

Ordering Guide - Choose Your Part Number

*Final product code = part# Overall Length Finish. Eg. **V0528055L30**

Part#	Available Finishes	Overall Length (mm)	Projection (mm)
V05280	L30 L291 L24	55	39





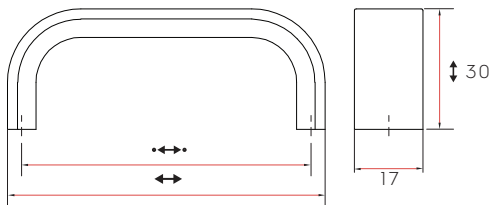
Sense Mini is a thin, lightweight aluminum handle with straight, minimalist lines, perfect when combined with any interior or furniture style.


Finish



Ordering Guide - Choose Your Part Number
 *Final product code = part# C2C Finish. Eg. **V0301160L09**

Part#	Size C2C (mm)	Available Finishes	Overall Length(mm)	Projection (mm)
	↔	🔪	↔	↕
V03010	96	L24	103	30
V0301	160	L29	167	30
V0301	256	L09 L01	263	30





L24



L29



L09



L09

Vann is an aluminum profile handle with straight, modern lines. Its slightly inclined frontal shape ensures a perfect grip and comfort when used. Once screwed to the rear face of any door or drawer, it becomes an integrated part of the furniture.

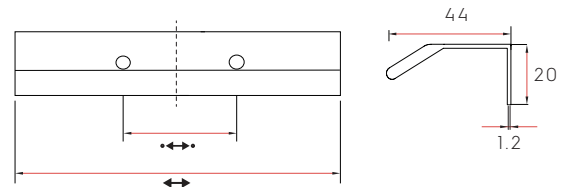
Finish



L29 Dark Brass
L09 Matte Black
L24 Brushed Stainless Steel

Ordering Guide - Choose Your Part Number
*Final product code = part# C2C Finish. Eg. **V0375128L24**

Part#	Size C2C (mm) ↔	Available Finishes ↙	Overall Length(mm) ↔	Projection (mm) ↕
V03750	64	L29	100	44
V0375	128	L09	200	44
V0375	256	L24	350	44
V0375	1120		1200	44



CONTEMPORARY

The Contemporary category is comprised of a wide selection of distinctive designs that embody sleek, flowing lines and on-trend finishes. These diverse knobs and pulls can bring life to your space by adding a modern touch to your design or complementing an overall fashionable aesthetic.





Alumina (9352) A straight one-piece thin bar that seamlessly molds into solid rectangular feet.

Finish

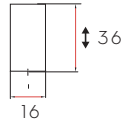
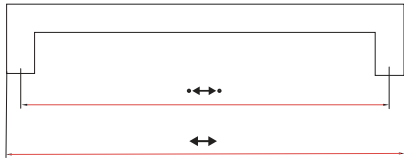


BSN
Brushed
Satin
Nickel

Ordering Guide - Choose Your Part Number

*Final product code = part # - C2C - finish. Eg. **9352-192-BSN**

Part#	Size C2C (mm) ↔	Available Finishes ↘	Overall Length(mm) ↔	Projection (mm) ↑↓
9352	192	BSN	204	36



Alumina (9353) A one-piece arched pull with solid round feet.

Finish

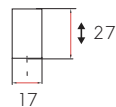
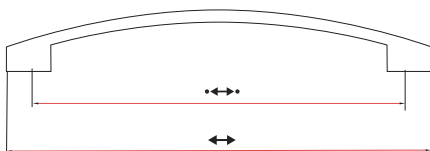


BSN
Brushed
Satin
Nickel

Ordering Guide - Choose Your Part Number

*Final product code = part # - C2C - finish. Eg. **9353-128-BSN**

Part#	Size C2C (mm) ↔	Available Finishes ↘	Overall Length(mm) ↔	Projection (mm) ↑↓
9353	128	BSN	155	27





BSN

Alumina (9354) A one-piece pull with an arched grip that maximizes comfort.

Finish

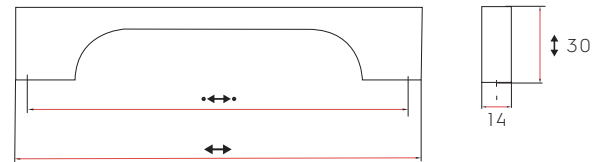


BSN
Brushed
Satin
Nickel

Ordering Guide - Choose Your Part Number

*Final product code = part # - C2C - finish. Eg. **9354-160-BSN**

Part#	Size C2C (mm)	Available Finishes	Overall Length(mm)	Projection (mm)
9354	160	BSN	168	30



BSN



BSN

Alumina (9357) A solid one-piece square knob that tapers symmetrically into a square post.

Finish

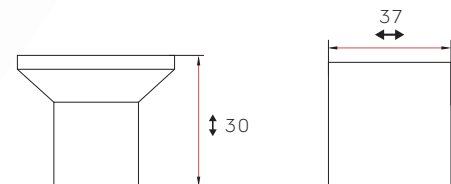



BSN
Brushed
Satin
Nickel

Ordering Guide - Choose Your Part Number

*Final product code = part # - Overall Length - finish. Eg. **9357-37-BSN**

Part#	Available Finishes	Overall Length (mm)	Projection (mm)
9357	BSN	37	30







GLDN



HSS



DBK



GLDN



GLDN

Avry is a hollow, stainless steel bar pull with a mitered corner for a new twist on the classic D-shaped pull.

Finish



DBK
Matte
Black



GLDN
Hollow
Champagne
Gold Stainless
Steel

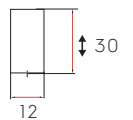
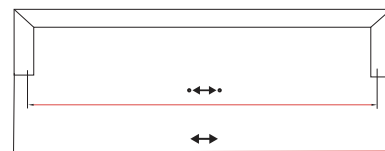


HSS
Hollow
Stainless
Steel

Ordering Guide - Choose Your Part Number

*Final product code = part # - C2C - finish. Eg. **9781-128-GLDN**


Part#	Size C2C (mm) ↔	Available Finishes ↙	Overall Length(mm) ↔	Projection (mm) ↕
9781	128	DBK	140	30
9781	160	GLDN	172	30
9781	192	HSS	204	30
9781	224		236	30
9781	288		300	30
9781	320		332	30



NEW

BAR PULL

MARATHON



DBRZ

DBK



SGLD

Bar Pull, an extremely popular choice that complements furniture in both residential and commercial spaces.

Finish



BSN
Brushed
Satin
Nickel



DBK
Matte
Black



DBRZ
Dark
Bronze



EOA-N
Oil-
Rubbed
Bronze



PC
Polished
Chrome



SGLD
Satin
Gold

Ordering Guide - Choose Your Part Number

*Final product code = part # - C2C - finish. Eg. **9303-96-BSN**

Part#	Size C2C (mm) ↔↔↔	Available Finishes ↙	Overall Length(mm) ↔↔	Projection (mm) ↑↓
9303	96	BSN	160	32
9303	128	DBK	192	32
9303	160	DBRZ	224	32
9303	192	EOA-N	256	32
9303	256	PC	320	32
9303	320	SGLD	384	32
9303	388		452	32
9303	480		544	32
9303	576		640	32
9303	672		736	32
9303	768		832	32
9303	864		928	32
9303	960		1024	32

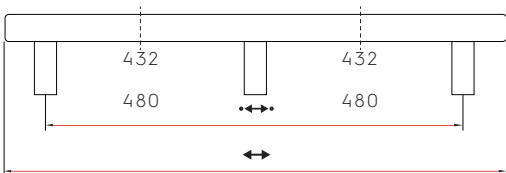
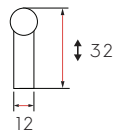
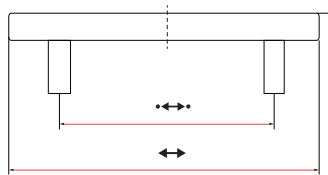



BSN

EOA-N


PC

SGLD





BSN



GCH



PC



DBK



DBK



DBK



GCH



PC

Bedford, a combination of sleek lines and hidden curves that perfectly match modern kitchen trends.

Finish



BSN
Brushed
Satin
Nickel



DBK
Matte
Black



GCH
Golden
Champagne




PC
Polished
Chrome

Ordering Guide - Choose Your Part Number

*Final product code = part # - C2C - finish. Eg. **9351-96-BSN**

Part#	Size C2C (mm) ↔↔↔	Available Finishes ↙	Overall Length(mm) ↔↔	Projection (mm) ↕
9351	96	BSN	104	30
9351	128	DBK	136	30
9351	160	GCH	166	30
9351	192	PC	200	30
9351	256		264	30
9351	320		328	30



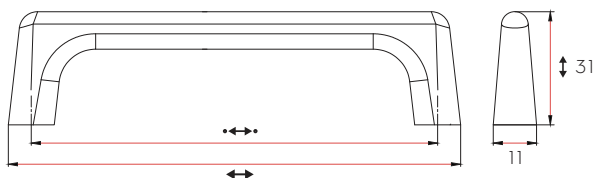
Brera possesses a contemporary handle profile with an elegant appeal, adding a soft touch to any cabinet.

Finish



Ordering Guide - Choose Your Part Number
 *Final product code = part # - C2C - finish. Eg. **9612-128-CYM**

Part#	Size C2C (mm) ↔	Available Finishes 🔪	Overall Length(mm) ↔	Projection (mm) ↑↓
9612	96	BSN	109	31
9612	128	CYM	141	31
9612	224	DBK GPH	237	31





CYM



CYM



DBK



GPH



BSN



CYM



DBK



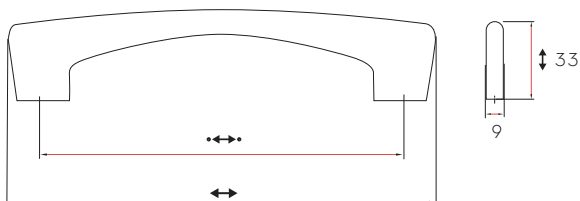
Brunswick, an arrangement of fine lines that possess a mystical intrigue and beauty.

Finish



Ordering Guide - Choose Your Part Number
 *Final product code = part # - C2C - finish. Eg. **8103-128-BNI**

Part#	Size C2C (mm)	Available Finishes	Overall Length(mm)	Projection (mm)
8103	128	BNI GMG PC	151	33





Burton, a combination of rounded edges and a slightly domed face that sets this interesting piece apart from standard square knobs.

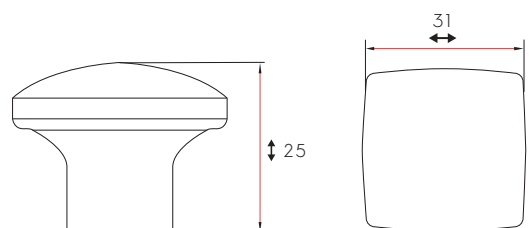
Finish



Ordering Guide - Choose Your Part Number

*Final product code = part # - finish. Eg. **9783-BBR**

Part#	Available Finishes	Overall Length (mm)	Projection (mm)
9783	APT BBR BCHG BNI DBK GPH PC	31	25





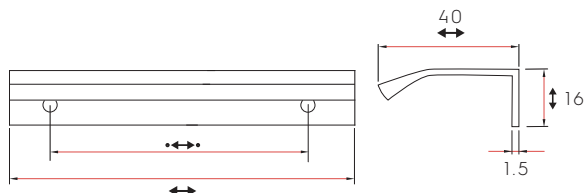
Colville, a minimalist finger pull that offers a subtle, functional solution when your cabinetry is designed to be the focal point.


Finish



Ordering Guide - Choose Your Part Number
 *Final product code = part # - C2C - finish. Eg. **9325-160-DBK**

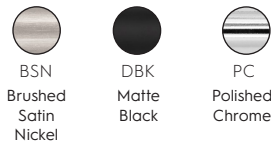
Part#	Size C2C (mm) ↔	Available Finishes ↙	Overall Length(mm) ↔	Projection (mm) ↑↓
9325	32	BSN	40	16
9325	160	DBK PC	200	16





Crenshaw, a thin, rectangular bar pull with soft, rounded edges seated directly into the feet, making it a new take on a timeless classic.

Finish



Ordering Guide - Choose Your Part Number
 *Final product code = part # - C2C - finish. Eg. **9331-160-DBK**

Part#	Size C2C (mm) ↔	Available Finishes ↙ ↘	Overall Length (mm) ↔	Projection (mm) ↑ ↓
9331	96	BSN	128	29
9331	128	DBK	160	29
9331	160	PC	192	29
9331	192		224	29
9331	256		288	29
9331	320		352	29
9331	480		512	29



BSN



BSN



PC



DBK

Crofton, a sleek finger pull that emphasizes your cabinetry by providing a functional and simplistic way of opening cabinet doors and drawers without detracting from the beauty of the millwork.

Finish



BSN
Brushed
Satin
Nickel



DBK
Matte
Black

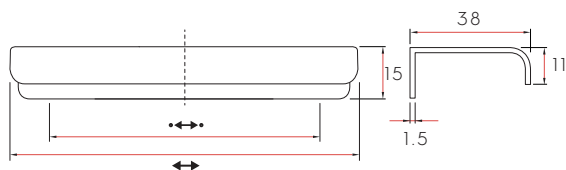


PC
Polished
Chrome


Ordering Guide - Choose Your Part Number

*Final product code = part # - C2C - finish. Eg. **9450-64-PC**

Part#	Size C2C (mm) ↔↔↔	Available Finishes ↖	Overall Length(mm) ↔↔	Projection (mm) ↑↓
9450	25	BSN	38	38
9450	64	DBK	102	38
9450	160	PC	192	38



DBK



BCHG



BNI



PC



DBK



GPH




BNI



APT




DBK



BBR



APT



BNI

Denman, a chic, low-profile design that makes this handle the superior choice in the modern, minimalist kitchen.


Finish



Ordering Guide - Choose Your Part Number

*Final product code = part # - C2C - finish. Eg. **9635-32-BCHG**

Part#	Size C2C (mm) ↔↔↔	Available Finishes 🔪	Overall Length (mm) ↔↔	Projection (mm) ↕↕
9635	32	APT	57	26
9635	96	BCHG	120	27
9635	128	BBR	150	27
9635	160	BNI	190	28
9635	192	DBK	222	28
9635	256	GPH	290	28
9635	320	PC	358	29



DUNBAR

MARATHON



BNI



BBR



BVB



PC



MBBS

Dunbar, a sleek, curved design that fits virtually any contemporary furniture or cabinetry application.

Finish



BBR
Brushed
Brass



BNI
Brushed
Nickel



BVB
Brushed
Venetian
Bronze



MBBS
Matte
Brushed
Black
Silver

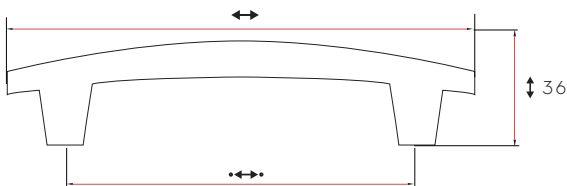


PC
Polished
Chrome

Ordering Guide - Choose Your Part Number

*Final product code = part # - C2C - finish. Eg. **9370-448-BVB**

Part#	Size C2C (mm) ↔↔↔	Available Finishes ↘	Overall Length(mm) ↔↔	Projection (mm) ↑↓
9370	96	BBR	138	36
9370	128	BNI	169	36
9370	160	BVB	201	36
9370	192	MBBS	244	36
9370	256	PC	297	36
9370	320		361	36
9370	448		488	36





BBR



PC



BNI



MBBS



BVB

Dunbar Knob, a sleek, curved design that fits virtually any contemporary furniture or cabinetry application.

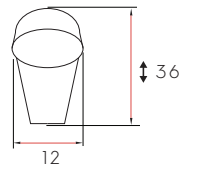
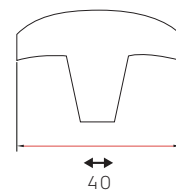
Finish



Ordering Guide - Choose Your Part Number

*Final product code = part # - finish. Eg. **9370-MBBS**

Part#	Available Finishes	Overall Length (mm)	Projection (mm)
9370	BBR BNI BVB MBBS PC	40	36





Grantchester, a solid steel seated bar pull that is a chic, contemporary variation on the standard bar pull.

Finish

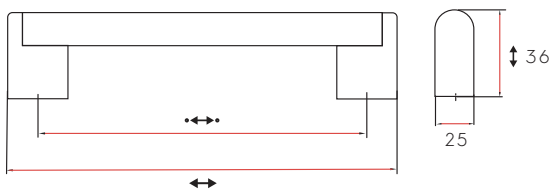


BSN
Brushed
Satin
Nickel

Ordering Guide - Choose Your Part Number

*Final product code = part # - C2C - finish. Eg. **9668-128-BSN**

Part#	Size C2C (mm) ↔↔↔	Available Finishes ↙	Overall Length(mm) ↔↔	Projection (mm) ↕
9668	96	BSN	138	36
9668	128		170	36
9668	160		202	36
9668	192		235	36
9668	256		298	36





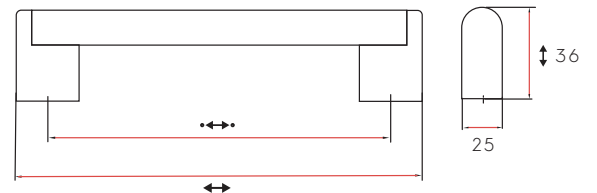
Grantchester Hollow, a seated bar pull that is a chic, contemporary improvement on the standard bar pull in a lighter version than its solid counterpart.

Finish



Ordering Guide - Choose Your Part Number
 *Final product code = part # - C2C - finish. Eg. **9668-96-DBK-HSS**

Part#	Size C2C (mm) ↔	Available Finishes ↘	Overall Length(mm) ↔	Projection (mm) ↕
9668	96	BSN-HSS	138	36
9668	128	DBK-HSS	170	36
9668	160	PC-HSS	202	36
9668	192		235	36
9668	256		298	36
9668	320		359	36
9668	416		458	36
9668	480		522	36
9668	544		586	36
9668	640		682	36
9668	768		810	36





Gondola possesses a graceful curving profile, adding a stylistic flair to contemporary design.

Finish



DBK
Matte
Black



MBSN
Matte
Brushed
Satin
Nickel



PC
Polished
Chrome


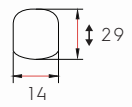
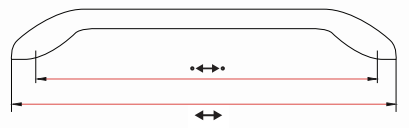


PG
Polished
Gold

Ordering Guide - Choose Your Part Number

*Final product code = part # - C2C - finish. Eg. **9617-160-PG**

Part#	Size C2C (mm) ↔↔↔	Available Finishes ↖	Overall Length(mm) ↔↔	Projection (mm) ↑↓
9617	160	DBK	177	29
9617	320	MBSN PC PG	337	29





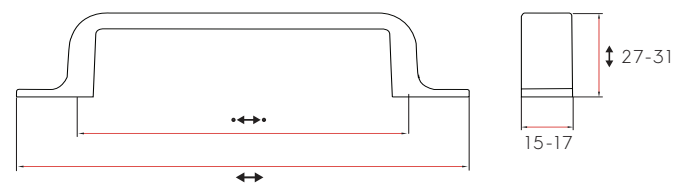
Henlow, modern flowing lines cascading into designer feet for a subtle complement to your cabinetry.

Finish



Ordering Guide - Choose Your Part Number
 *Final product code = part # - C2C - finish. Eg. **9634-160-BBR**

Part#	Size C2C (mm) ↔↔↔	Available Finishes 🔪	Overall Length(mm) ↔↔	Projection (mm) ↕
9634	96	APT	132	27
9634	128	BCHG	165	29
9634	160	BBR BNI GPH DBK PC	196	31



Hitch boasts fashionable, long, straight lines and square edges that make it essential to any modern space.

Finish



ACBH-D
Antique
Copper
Bronze
Highlight



BSN
Brushed
Satin
Nickel



GCH
Golden
Champagne



DBK
Matte
Black

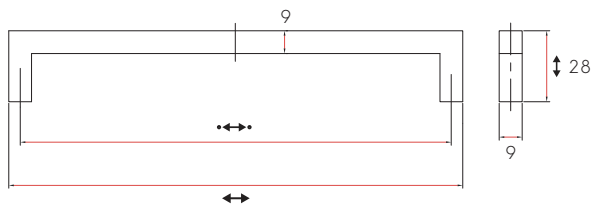


PC
Polished
Chrome

Ordering Guide - Choose Your Part Number

*Final product code = part # - C2C - finish. Eg. **9322-320-GCH**

Part#	Size C2C (mm) ↔↔↔	Available Finishes 🔪	Overall Length(mm) ↔↔	Projection (mm) ↑↓
9322	96	ACBH-D	105	28
9322	128	BSN	137	28
9322	160	GCH	169	28
9322	192	DBK	201	28
9322	224	PC	233	28
9322	256		265	28
9322	320		329	28
9322	448		457	28



PC


GCH

DBK

BSN

ACBH-D





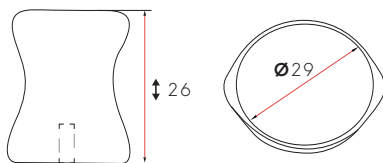
Iona is a stylish knob with dimpled sides for easy gripping.

Finish



Ordering Guide - Choose Your Part Number
 *Final product code = part # - finish. Eg. **9632-BCHG**

Part#	Available Finishes	Diameter (mm) Ø	Projection (mm) ↑↓
9632	APT BBR BCHG BNI DBK GPH PC	29	26





AN



BSN



DBK



PC

Ipswich, a minimalist edge pull that provides simple functionality while complementing cabinet and furniture design.

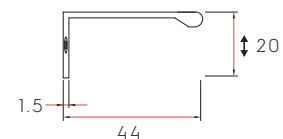
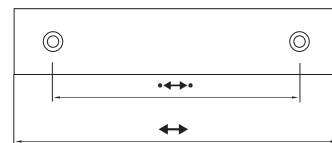
Finish



Ordering Guide - Choose Your Part Number

*Final product code = part # - Overall Length - finish. Eg. **9326-160-AN**

Part#	Size C2C (mm) ↔↔↔	Available Finishes ↗	Overall Length(mm) ↔↔	Projection (mm) ↕
9326	50	AN	70	44
9326	76	BSN	100	44
9326	128	DBK	160	44
9326	160	PC	200	44





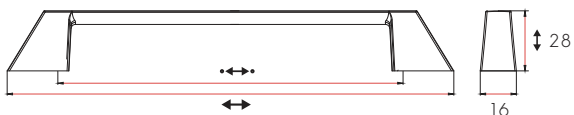
Kanda features a linear handle profile with angular feet, perfect for pairing with any contemporary, transitional, or designer project.

Finish



Ordering Guide - Choose Your Part Number
 *Final product code = part # - C2C - finish. Eg. **9615-160-BB**

Part#	Size C2C (mm) ↔	Available Finishes ↙	Overall Length(mm) ↔	Projection (mm) ↕
9615	160	BB	206	28
9615	320	BSN DBK PC	366	28





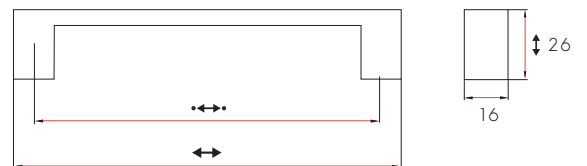
Katana, like the steel of the Samurai, is solid, yet highly refined.

Finish



Ordering Guide - Choose Your Part Number
 *Final product code = part # - C2C - finish. Eg. **8112-320-GCH**

Part#	Size C2C (mm) ↔↔↔	Available Finishes ↗	Overall Length(mm) ↔↔	Projection (mm) ↕
8112	128	BSN	140	26
8112	160	GCH	172	26
8112	192	DBK	204	26
8112	256	PC	268	26
8112	320		332	26





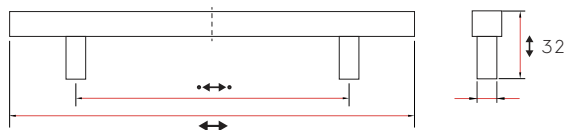
Kayenta possesses a sophisticated design, characterized by its hollow stainless steel square bar, coupled with graceful cylindrical posts.

Finish



Ordering Guide - Choose Your Part Number
*Final product code = part # - C2C - finish. Eg. **9624-192-BGLD**

Part#	Size C2C (mm) ↔↔↔	Available Finishes ↖	Overall Length(mm) ↔↔	Projection (mm) ↑↓
9624	96	DBK	156	32
9624	128	BGLD	188	32
9624	160	SS	224	32
9624	192		256	32
9624	224		288	32
9624	256		320	32
9624	320		384	32
9624	352		416	32
9624	384		448	32
9624	416		480	32
9624	448		512	32
9624	480		544	32





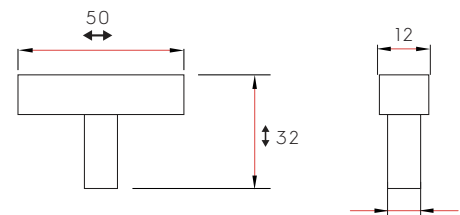
Kayenta Knob possesses a sophisticated design, characterized by its hollow stainless steel square bar, coupled with a graceful cylindrical post.




Finish



Ordering Guide - Choose Your Part Number
*Final product code = part # - Overall Length - finish. Eg. **9624-50-SS**

Part#	Available Finishes	Overall Length (mm)	Projection (mm)
9624	DBK BGLD SS	50	32





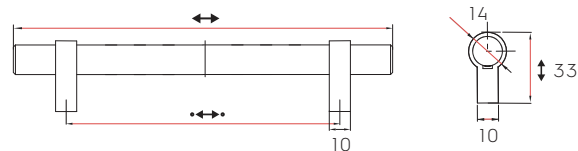
Kingston is a modern solid bar pull with wrapping feet that offers a detailed nuance and solid housing for the bar itself.

Finish



Ordering Guide - Choose Your Part Number
*Final product code = part # - C2C - finish. Eg. **9671-192-EOA-N**

Part#	Size C2C (mm) ↔↔↔	Available Finishes ↙↘	Overall Length(mm) ↔↔	Projection (mm) ↕↕
9671	96	BSN	136	33
9671	128	DBK	168	33
9671	160	EOA-N	200	33
9671	192	GCH	232	33
9671	256	PNL	296	33
9671	320		360	33





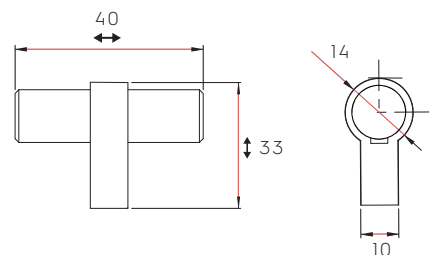
Kingston Knob is a modern solid t-knob with a wrapping post that offers a detailed nuance and solid housing.


Finish



Ordering Guide - Choose Your Part Number
*Final product code = part # - finish. Eg. **9671-EOA-N**


Part#	Available Finishes	Overall Length (mm)	Projection (mm)
9671	BSN DBK EOA-N GCH PNL	40	33





Lauro, an elegant arching bow along with graceful, tapering lines that creates a perfect match for your modern furniture.

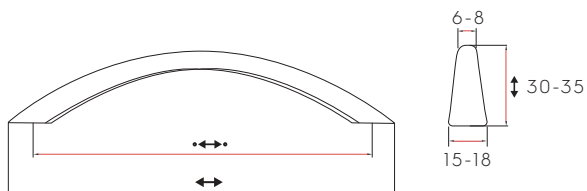
Finish



Ordering Guide - Choose Your Part Number


*Final product code = part # - C2C - finish. Eg. **9767-320-BBR**

Part#	Size C2C (mm) ↔↔↔	Available Finishes ↖↗	Overall Length(mm) ↔↔	Projection (mm) ↕
9767	128	BBR	157	30
9767	160	BNI	189	31
9767	256	PC	295	33
9767	320	SGR	360	35





○ BNI



○ CHG



● DBK



○ PC

● NB

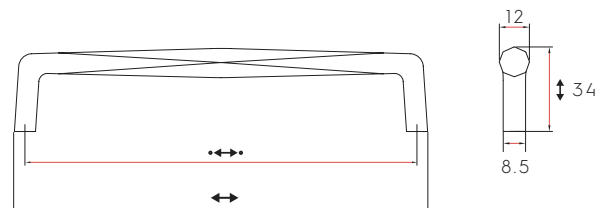
Mercury boasts a tapering centre that offers a striking geometric design, complemented by its perfect symmetry.


Finish



Ordering Guide - Choose Your Part Number
 *Final product code = part # - C2C - finish. Eg. **9264-160-CHG**

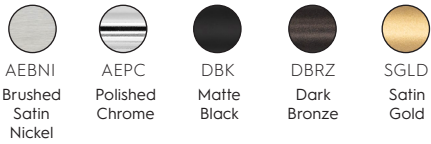
Part#	Size C2C (mm) ↔↔↔	Available Finishes ↙↘	Overall Length(mm) ↔↔	Projection (mm) ↑↓
9264	160	NB BNI CHG DBK PC	170	34





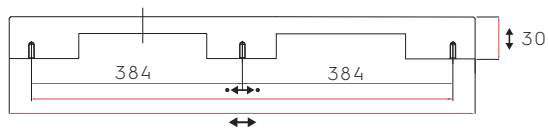
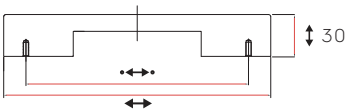
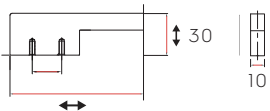
Milano, a sleek, squared look that is a must-have for any modern home.

Finish



Ordering Guide - Choose Your Part Number
*Final product code = part # - C2C - finish. Eg. **9318-768-AEPC**

Part#	Size C2C (mm) ↔↔↔	Available Finishes 🔪	Overall Length(mm) ↔↔	Projection (mm) ↕↕
9318	32	AEBNI	50	30
9318	128	AEPC	160	30
9318	192	DBK	224	30
9318	288	DBRZ	320	30
9318	352	SGLD	383	30
9318	480		512	30
9318	544		576	30
9318	640		672	30
9318	768		830	30





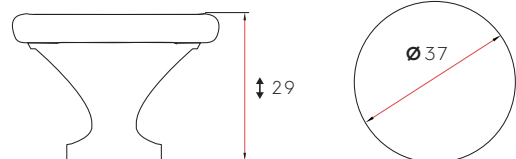
Mesa is a contemporary knob that offers a wide range of finishes suitable for pairing with a wide range of handles.

Finish



Ordering Guide - Choose Your Part Number
 *Final product code = part # - finish. Eg. **9621-CYM**


Part#	Available Finishes	Diameter (mm) Ø	Projection (mm) ↑↓
9621	NB BBR BSN GCH CYM DBK EOA-N PC	37	29



NEW

NARA

MARATHON



SGLD

DBRZ

PC

DBK

Nara, a slender central bar and robust legs that evoke the classic silhouette of a Japanese torii gate.

Finish



BSN
Brushed
Satin
Nickel



DBK
Matte
Black



DBRZ
Dark
Bronze



PC
Polished
Chrome

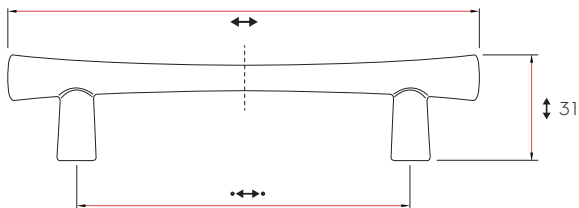


SGLD
Satin
Gold

Ordering Guide - Choose Your Part Number

*Final product code = part # - C2C - finish. Eg. 9788-320-BSN


Part#	Size C2C (mm) ↔↔↔	Available Finishes ↖↗	Overall Length(mm) ↔↔	Projection (mm) ↕↕
9788	96	BSN	136	31
9788	128	DBK	168	31
9788	160	DBRZ	200	31
9788	192	PC	232	31
9788	256	SGLD	296	31
9788	320		360	31



BSN






PC

DBK



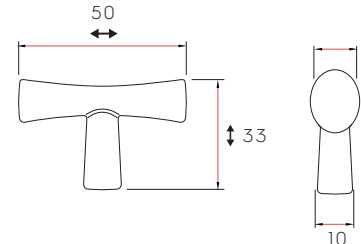
Nara Knob, a tapering central bar and robust post inspired by the essence of the traditional Japanese torii gate.

Finish

- 
 BSN
 Brushed Satin Nickel
- 
 DBK
 Matte Black
- 
 DBRZ
 Dark Bronze
- 
 PC
 Polished Chrome
- 
 SGLD
 Satin Gold

Ordering Guide - Choose Your Part Number
 *Final product code = part # - finish. Eg. **9788-DBRZ**

Part#	Available Finishes	Overall Length (mm)	Projection (mm)
9788	BSN DBK DBRZ PC SGLD	50	33






GCH



PC



PC



BSN



GCH



BSN



DBK

DBK

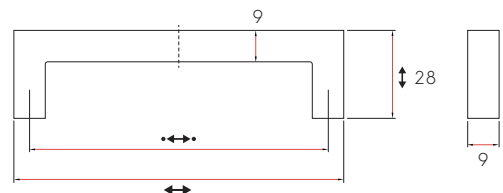
Pier exhibits elongated straight lines and sharp square contours that make it a vital component of contemporary kitchen designs.

Finish



Ordering Guide - Choose Your Part Number
*Final product code = part # - C2C - finish. Eg. 9411-96-BSN

Part#	Size C2C (mm) ↔	Available Finishes ↔	Overall Length (mm) ↔	Projection (mm) ↑↓
9411	96	BSN	105	28
9411	128	DBK	137	28
9411	160	GCH	169	28
9411	192	PC	201	28
9411	224		233	28
9411	256		265	28
9411	320		329	28






Portico is a contemporary handle with concave curves and a range of innovative soft matte finishes.

Finish



Ordering Guide - Choose Your Part Number
 *Final product code = part # - C2C - finish. Eg. **9618-320-MBSN**

Part#	Size C2C (mm)	Available Finishes	Overall Length(mm)	Projection (mm)
9618	160	MBB	180	26
9618	320	MBSN MBNB	340	26





Quadra, an oversized, flat, square face makes this knob an ideal fit for the modern kitchen.

Finish



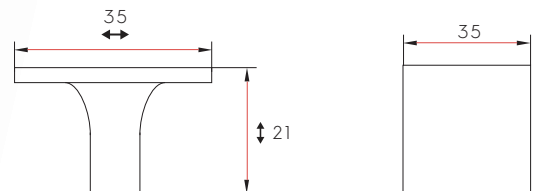
BSN
Brushed
Satin
Nickel



PC
Polished
Chrome

Ordering Guide - Choose Your Part Number
*Final product code = part # - finish. Eg. **8107-BSN**

Part#	Available Finishes	Overall Length (mm)	Projection (mm)
8107	BSN	35	21
	PC		





PC



GMG

Roseberry is a sleek, modern knob with a round, flat face, suitable for almost any furniture.

Finish



AB
Antique
Brass



BNI
Brushed
Nickel



GMG
Gunmetal
Grey



PC
Polished
Chrome

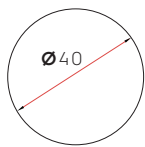
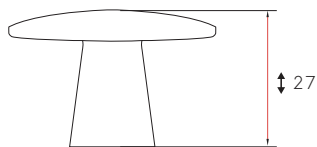


BNI

Ordering Guide - Choose Your Part Number

*Final product code = part # - finish. Eg. **8101-GMG**

Part#	Available Finishes	Diameter (mm) Ø	Projection (mm) ↑↓
8101	AB BNI GMG PC	40	27



AB



Rockport, a strong, contemporary seated bar pull that boasts features reminiscent of large appliance handles.

Finish

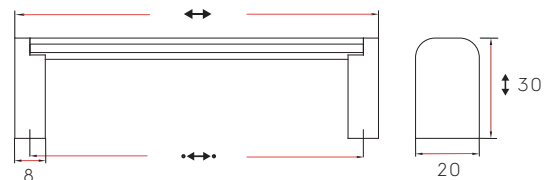


BSN
Brushed
Satin
Nickel

Ordering Guide - Choose Your Part Number

*Final product code = part # - C2C - finish. Eg **9786-160-BSN**

Part#	Size C2C (mm) ↔↔↔	Available Finishes ↘	Overall Length(mm) ↔↔	Projection (mm) ↕
9786	96	BSN	104	30
9786	128		136	30
9786	160		168	30
9786	192		200	30
9786	256		264	30
9786	320		328	30
9786	480		488	30



SEDONA



● DBK

● DBK



● BSN



● SGLD

Sedona, an exquisitely arched pull that is infused with modern elements, effortlessly becoming the centerpiece of your project and drawing attention with its refined style.

Finish



BSN
Brushed
Satin
Nickel



DBK
Matte
Black

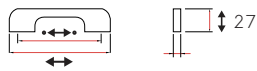


SGLD
Satin
Gold

Ordering Guide - Choose Your Part Number

*Final product code = part # - C2C - finish. Eg. **9626-96-SGLD**

Part#	Size C2C (mm) ↔↔↔	Available Finishes ↖	Overall Length(mm) ↔↔	Projection (mm) ↕
9626	96	BSN	116	27
9626	128	DBK	148	27
9626	160	SGLD	180	27
9626	256		276	27
9626	320		340	27
9626	480		500	27
9626	576		600	27
9626	768		800	27
9626	960		1000	27



*Please Note: This handle shape pertains to larger sizes (480mm to 960mm)



● DBK



● SGLD



● BSN



● BNI



● CHG



● DBK



● NB



● PN


Shift has a unique “twisting” face that reflects light in two ways, creating an illusion of a two-tone finish while remaining comfortable to the touch.

Finish



Ordering Guide - Choose Your Part Number
 *Final product code = part # - C2C - finish. Eg. **9267-160-CHG**


Part#	Size C2C (mm) ↔	Available Finishes ↙	Overall Length (mm) ↔	Projection (mm) ↑↓
9267	160	NB BNI CHG DBK PN	168	28





Strathcona combines two unique finishes together with an upscale, elegant appeal.

Finish



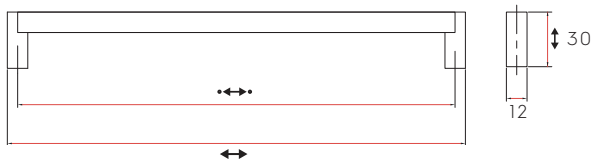
BSNPC
Brushed
Satin
Nickel &
Polished
Chrome

DBKDBK
Matte
Black &
Matte
Black

DBKPC
Matte
Black &
Polished
Chrome

Ordering Guide - Choose Your Part Number
*Final product code = part # - C2C - finish. Eg. **9365-160-DBKPC**


Part#	Size C2C (mm) ↔↔↔	Available Finishes ↙	Overall Length(mm) ↔↔	Projection (mm) ↑↓
9365	128	BSNPC	140	30
9365	160	DBKDBK	174	30
9365	192	DBKPC	205	30
9365	256		270	30
9365	320		334	30





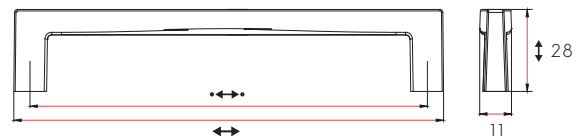
Tack offers subtle curves as an evolution on a contemporary profile, combined with some innovative two-tone finishes.


Finish



Ordering Guide - Choose Your Part Number
 *Final product code = part # - C2C - finish. Eg. **9614-320-DBKPG**


Part#	Size C2C (mm) ↔↔↔	Available Finishes ↗	Overall Length(mm) ↔↔	Projection (mm) ↕
9614	160	BB	170	28
9614	320	BSN DBK DBKPC DBKPG	330	28





Tan is a simple, solid knob with a rectangular face that tapers into a post, making it an attractive complement to virtually any style of cabinetry.

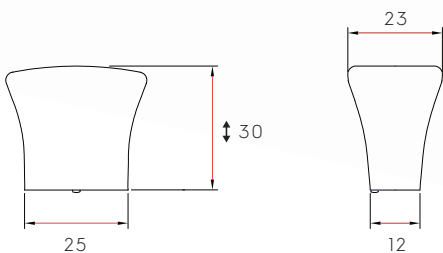
Finish



Ordering Guide - Choose Your Part Number

*Final product code = part # - Overall Length - finish. Eg. **9260-34-AI**

Part#	Available Finishes	Overall Length(mm)	Projection (mm)
9260	AI NB BNI CHG DBK PC	34	30





Tanfield, a large diameter steel bar that is recessed in its distinctive, arched feet for a unique design.

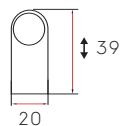
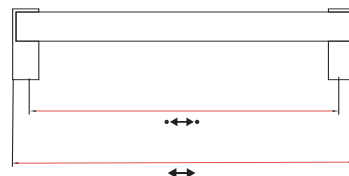
Finish



BSN
Brushed
Satin
Nickel

Ordering Guide - Choose Your Part Number
*Final product code = part # - C2C - finish. Eg. 9785-160-BSN

Part#	Size C2C (mm) ↔	Available Finishes ↙	Overall Length(mm) ↔	Projection (mm) ↑↓
9785	128	BSN	144	39
9785	160		176	39
9785	192		208	39
9785	224		240	39
9785	320		336	39
9785	480		496	39








TRANSITIONAL

Bridging the gap between Modern and Classic styles, the Transitional category of decorative hardware is comprised of a combination of smooth, sleek lines and old-fashioned detail, cohesively blending yesterday with tomorrow, providing you with the very best of today.



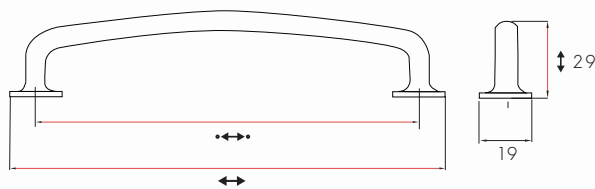
Ashdale features rounded edges and accentuated feet that allow this inspiring handle to be a highlight of your new kitchen.

Finish



Ordering Guide - Choose Your Part Number
 *Final product code = part # - C2C - finish. Eg. **9636-192-APT**

Part#	Size C2C (mm) ↔↔↔	Available Finishes 🔪	Overall Length(mm) ↔↔	Projection (mm) ↑↓
9636	96	APT	116	29
9636	128	BCHG	149	29
9636	160	BBR	181	29
9636	192	BNI GPH DBK PC	213	29





BSN



PBK



DBK



SGLD



BSN

SGLD

DBK

PBK

Bayonne, a tribute to the traditional brass pipes of yesteryear, celebrating their enduring beauty and timeless elegance.

Finish



BSN
Brushed
Satin
Nickel



DBK
Matte
Black



PBK
Pearl
Black




SGLD
Satin
Gold

Ordering Guide - Choose Your Part Number

*Final product code = part # - C2C - finish. Eg. **9623-320-PBK**

Part#	Size C2C (mm) ↔↔↔	Available Finishes ↙	Overall Length(mm) ↔↔	Projection (mm) ↕
9623	128	BSN	148	32
9623	192	DBK	212	32
9623	256	PBK	276	32
9623	320	SGLD	340	32





Bexley, solid simplicity offset by a beveled edge and subtle detail, making it a perfect complement to detailed cabinetry.

Finish



BSN

Brushed
Satin
Nickel



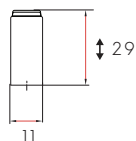
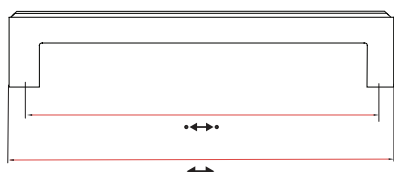
PC

Polished
Chrome

Ordering Guide - Choose Your Part Number

*Final product code = part # - C2C - finish. Eg **8115-160-BSN**


Part#	Size C2C (mm) ↔↔↔	Available Finishes ↖	Overall Length(mm) ↔↔	Projection (mm) ↕
8115	160	BSN PC	170	29





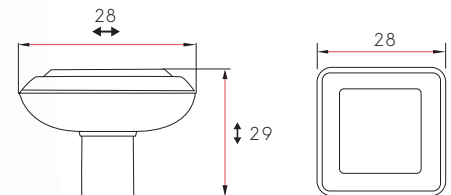
Bexley Knob, a traditional square knob with refined edges and beautiful, intricate detail.

Finish



Ordering Guide - Choose Your Part Number
 *Final product code = part # - finish. Eg. **8116-PC**


Part#	Available Finishes	Overall Length (mm)	Projection (mm)
8116	BSN PC	28	29





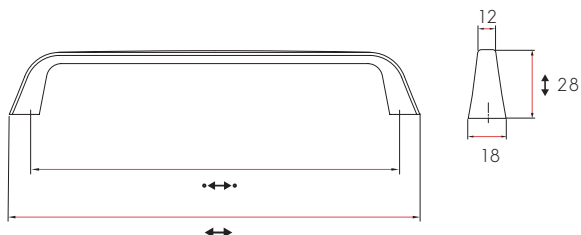
Brook, a gorgeous transitional pull that sports a concave channel down the centre of the face, blurring the lines between classic and contemporary.

Finish



Ordering Guide - Choose Your Part Number
 *Final product code = part # - C2C - finish. Eg **9266-160-NB**

Part#	Size C2C (mm) ↔↔↔	Available Finishes 🔪	Overall Length(mm) ↔↔	Projection (mm) ↕
9266	160	AI NB BNI CHG DBK PC	178	28





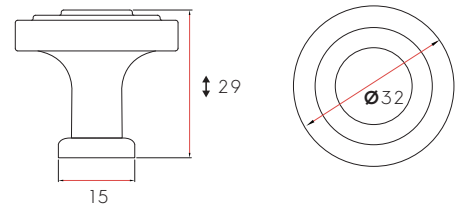
Centro features a traditional round knob design, enhanced with a contemporary twist through its tiered top, blending classic aesthetics with modern detailing for a distinctive look.

Finish



Ordering Guide - Choose Your Part Number
*Final product code = part # - finish. Eg. **9792-GREY**

Part#	Available Finishes	Diameter (mm) Ø	Projection (mm) ↓
9792	BSN DBRZ GCH GREY DBK PC SGLD	32	29





PC



BCHG



BNI

Claremont, a beautiful knob, accented by its simplicity and ability to match any look.

Finish



DBK



APT

Ordering Guide - Choose Your Part Number

*Final product code = part # - finish. Eg. **9627-BCHG**

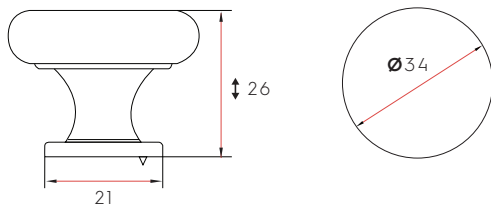
Part#	Available Finishes	Diameter (mm) Ø	Projection (mm)
9627	APT BCHG BBR BNI DBK GPH PC	34	26



BBR



GPH





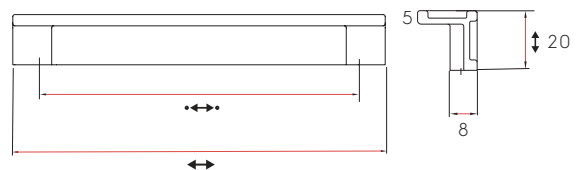
Concrete, a rustic, highly flexible design that is a perfect complement to both classic and modern styles.


Finish



Ordering Guide - Choose Your Part Number
 *Final product code = part # - C2C - finish. Eg. **9265-160-BRH**

Part#	Size C2C (mm) ↔↔↔	Available Finishes ↙↘	Overall Length(mm) ↔↔	Projection (mm) ↕↕
9265	160	AC BRH DBK MAI	177	20





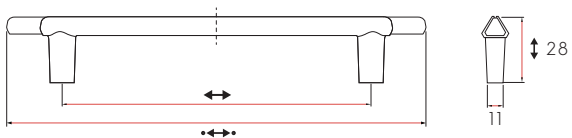
Dalvik, a unique wrapped diamond-shaped bar introduces a contemporary edge to any setting, infusing modern flair effortlessly.

Finish



Ordering Guide - Choose Your Part Number
*Final product code = part # - C2C - finish. Eg. **9791-320-SGLD**

Part#	Size C2C (mm) ↔	Available Finishes ↙	Overall Length(mm) ↔	Projection (mm) ↑↓
9791	128	BSN	172	28
9791	160	DBRZ	204	28
9791	192	GREY	236	28
9791	256	DBK	300	28
9791	320	SGLD	364	28



SGLD



SGLD



BSN



DBRZ



DBK




DBRZ



DBK




BSN



SGLD



GREY



GREY

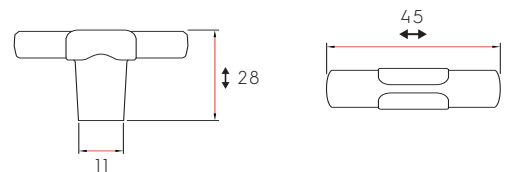
Dalvik Knob, a uniquely wrapped t-knob with a diamond-shaped bar that introduces a contemporary edge to any setting, infusing modern flair effortlessly.

Finish




Ordering Guide - Choose Your Part Number
*Final product code = part # - finish. Eg. **9791-SGLD**

Part#	Available Finishes	Overall Length (mm)	Projection (mm)
9791	BSN DBRZ GREY DBK SGLD	45	28





BSN



SGLD



DBRZ



GREY



PC

Elinor, a single, flat bar that gracefully slopes downward, culminating in sleek, circular bases. This design marries beauty with a transitional aesthetic, creating a visually appealing piece that enhances any setting.

Finish



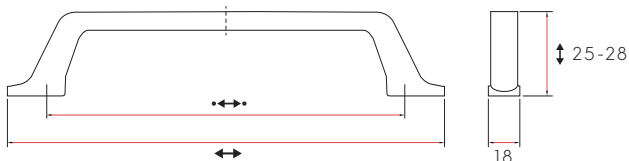
Ordering Guide - Choose Your Part Number
*Final product code = part # - C2C - finish. Eg. **9787-320-PC**

Part#	Size C2C (mm) ↔↔↔	Available Finishes 🔪	Overall Length(mm) ↔↔	Projection (mm) ↑↓
9787	128	BSN	155	25
9787	160	DBRZ	188	26
9787	192	GCH	220	27
9787	256	GREY	286	28
9787	320	DBK PC SGLD	350	28

GCH

DBK

GREY





SGLD



GREY



DBRZ



SGLD



PC



GREY



DBRZ



PC



DBRZ



DBRZ

Elinor Knob, a round, shallow cup-shaped knob that pairs well with the Elinor handle and many other pieces.

Finish



Ordering Guide - Choose Your Part Number
*Final product code = part # - finish. Eg **9787-PC**

Part#	Available Finishes	Diameter (mm) Ø	Projection (mm) ↓↑
9787	BSN DBRZ GCH GREY DBK PC SGLD	35	27



GCH



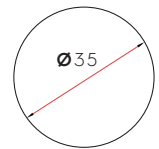
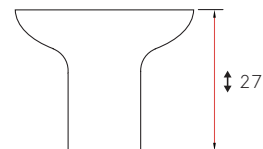
GCH




BSN



BSN





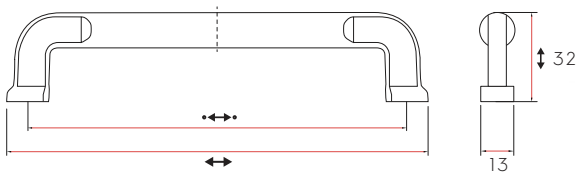
Galway, a slim, D-shaped pull designed with a subtly curved grip, offering optimal comfort and style.

Finish



Ordering Guide - Choose Your Part Number
*Final product code = part # - C2C - finish. Eg. **9622-320-SGLD**

Part#	Size C2C (mm) ↔↔↔	Available Finishes ↘	Overall Length(mm) ↔↔	Projection (mm) ↕
9622	128	BSN	146	32
9622	192	DBK	210	32
9622	256	PBK	275	32
9622	320	SGLD	338	32





● DBK



● BSN

● SGLD



● PBK



Galway Knob, a stunning and unique round knob that offers top-notch comfort, style and compatibility with many transitional handles.

Finish



BSN
Brushed
Satin
Nickel



DBK
Matte
Black



PBK
Pearl
Black



SGLD
Satin
Gold

Ordering Guide - Choose Your Part Number

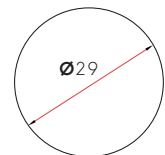
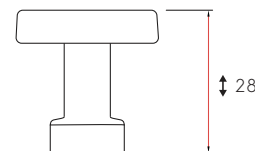
*Final product code = part # - finish. Eg. **9622-DBK**

Part#	Available Finishes	Diameter (mm)	Projection (mm)
9622	BSN	29	28
	DBK		
	PBK		
	SGLD		

● SGLD



● PBK





●
BBR



●
BCHG

●
BNI



●
APT



●
DBK



●
GPH

●
PC



Grange is a timeless, rectangular knob with beveled edges and a tapering post.

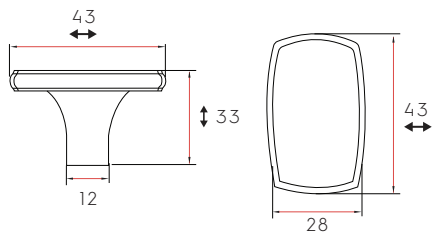
Finish



Ordering Guide - Choose Your Part Number

*Final product code = part # - finish. Eg. **9629-DBK**

Part#	Available Finishes	Overall Length (mm)	Projection (mm)
9629	APT BCHG BBR BNI GPH DBK PC	43	33





●
GPH



●
BCHG



●
DBK



●
APT



●
BBR



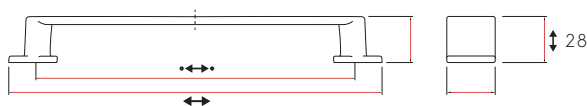
Kandra is a chic transitional pull that seamlessly blends straight lines with elegant curves, crafting a distinct aesthetic.

Finish




Ordering Guide - Choose Your Part Number
*Final product code = part # - C2C - finish. Eg. **9619-256-PBK**

Part#	Size C2C (mm) ↔	Available Finishes 🔪	Overall Length(mm) ↔	Projection (mm) ↕
9619	128	BSN	163	28
9619	192	DBK	227	28
9619	256	PBK	292	28
9619	320	SGLD	361	28






BSN



DBK



SGLD



PBK



BSN



DBK

Kandra Knob is a chic transitional knob that possesses elegant curves, crafting a distinct aesthetic.

Finish



BSN
Brushed
Satin
Nickel



DBK
Matte
Black



PBK
Pearl
Black

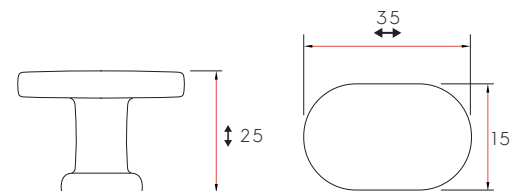


SGLD
Satin
Gold

Ordering Guide - Choose Your Part Number

*Final product code = part # - finish. Eg. **9619-PBK**

Part#	Available Finishes	Overall Length (mm)	Projection (mm)
9619	BSN DBK PBK SGLD	35	25





Lennox showcases an elegant, slim bar design complemented by a chic foot style, making it a coveted choice among top interior designers.

Finish



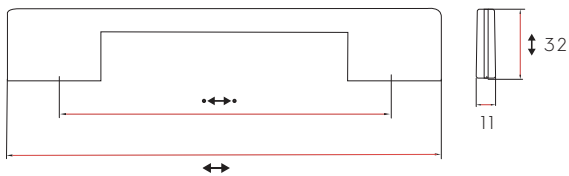
BBS
Brushed
Black
Silver



BNI
Brushed
Nickel

Ordering Guide - Choose Your Part Number
 *Final product code = part # - C2C - finish. Eg. **9375-128-BBS**

Part#	Size C2C (mm) ↔↔↔	Available Finishes ↙	Overall Length(mm) ↔↔	Projection (mm) ↕
9375	128	BBS	178	32
9375	160	BNI	209	32
9375	256		306	32
9375	320		371	32





PC

GPH

BNI

BCHG

BCHG

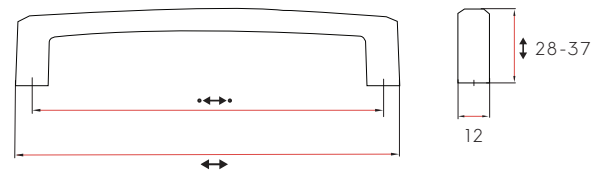
Newham features subtle beveled edges that add a flair to an otherwise minimalist design.

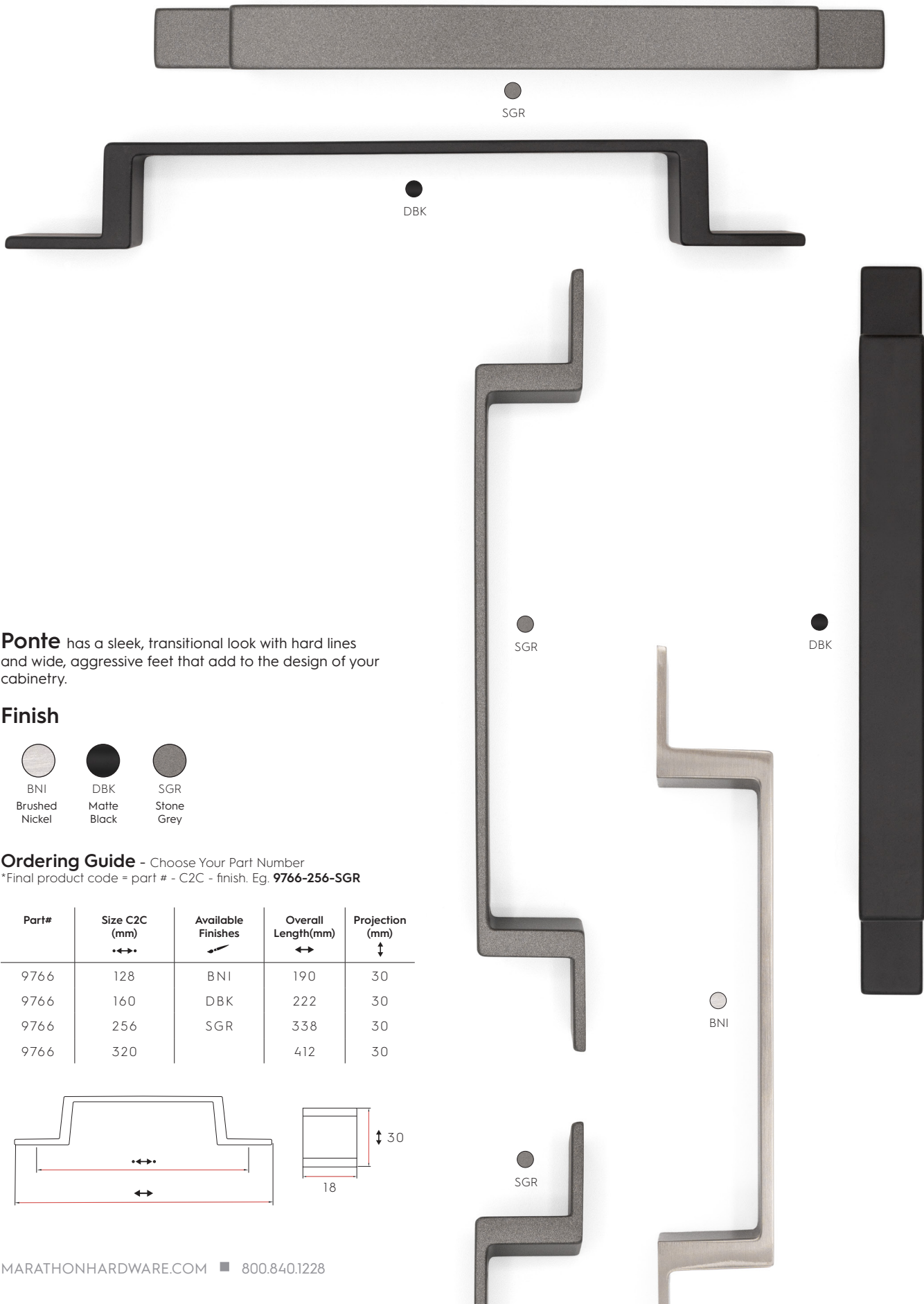
Finish



Ordering Guide - Choose Your Part Number
 *Final product code = part # - C2C - finish. Eg **9637-352-GPH**

Part#	Size C2C (mm) ↔	Available Finishes ↙	Overall Length(mm) ↔	Projection (mm) ↑↓
9637	128	BCHG	140	28
9637	192	BNI	204	28
9637	256	GPH	268	31
9637	352	PC	363	37





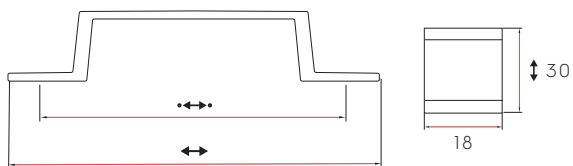
Ponte has a sleek, transitional look with hard lines and wide, aggressive feet that add to the design of your cabinetry.

Finish



Ordering Guide - Choose Your Part Number
 *Final product code = part # - C2C - finish. Eg. **9766-256-SGR**

Part#	Size C2C (mm) ↔↔↔	Available Finishes ↘	Overall Length(mm) ↔↔	Projection (mm) ↕
9766	128	BNI	190	30
9766	160	DBK	222	30
9766	256	SGR	338	30
9766	320		412	30





● DBK



● DBK



○ BNI



● SGR



● SGR

Ponte Knob has a sleek, transitional look with hard lines and a wide, assertive post that adds to the design of your cabinetry.

Finish



BNI
Brushed
Nickel



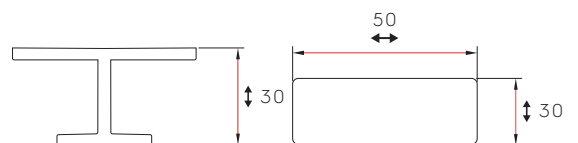
DBK
Matte
Black



SGR
Stone
Grey

Ordering Guide - Choose Your Part Number
*Final product code = part # - finish. Eg. **9766-SGR**

Part#	Available Finishes	Overall Length (mm)	Projection (mm)
9766	BNI DBK SGR	50	30



SENZA



● MBBS

● DBK

● SGR

Senza, a graceful style that pairs well with transitional aesthetics, featuring both classic and modern elements.

Finish



Ordering Guide - Choose Your Part Number

*Final product code = part # - C2C - finish. Eg. **9765-320-MBBS**

Part#	Size C2C (mm) ↔↔↔	Available Finishes ↘	Overall Length(mm) ↔↔	Projection (mm) ↕
9765	128	BBR	160	30
9765	160	BNI	192	30
9765	256	BVB	288	30
9765	320	DBK MBBS PC SGR	355	30

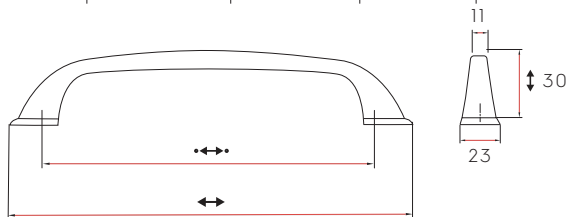


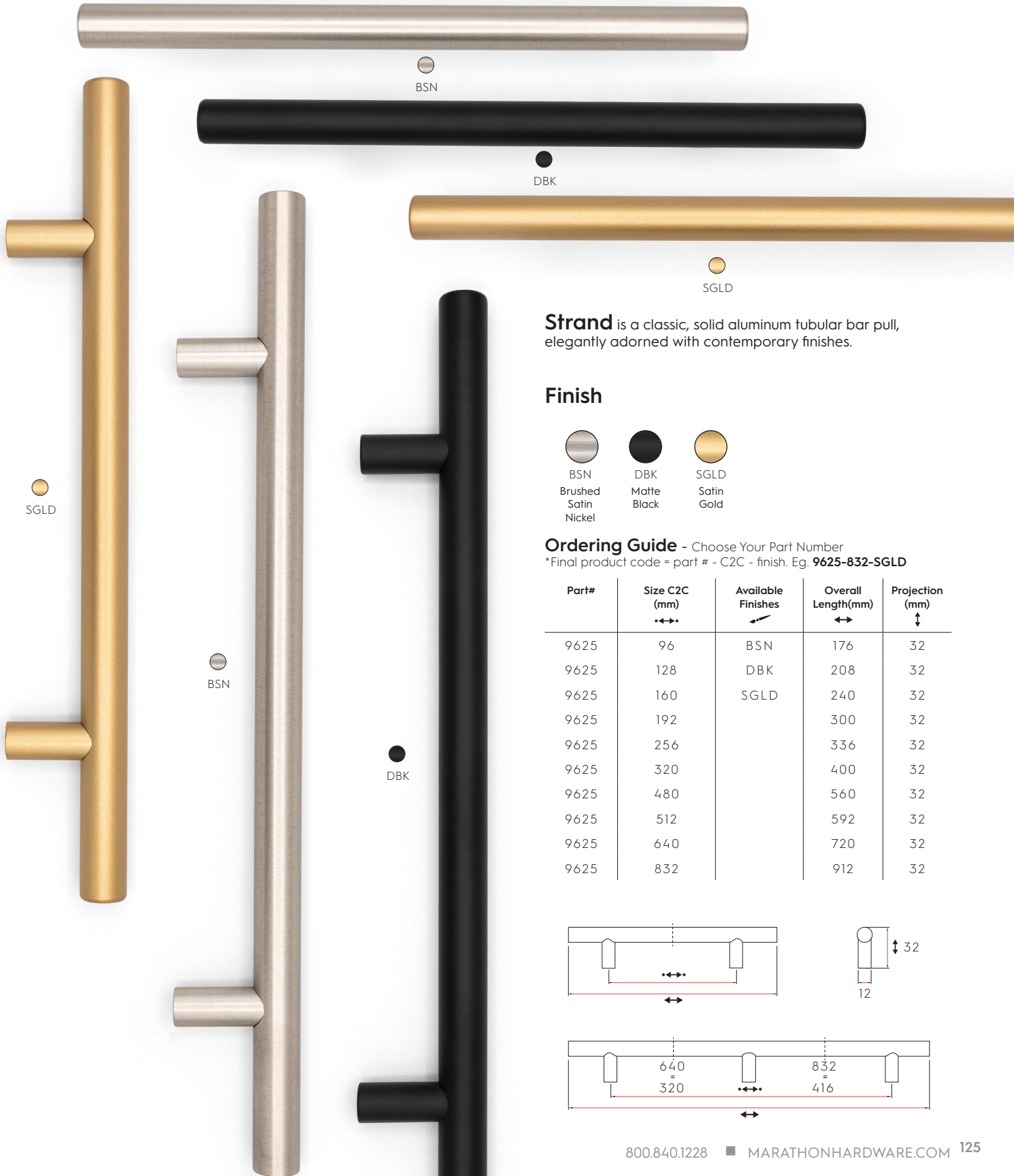
● BBR

● BNI

● PC


● BVB





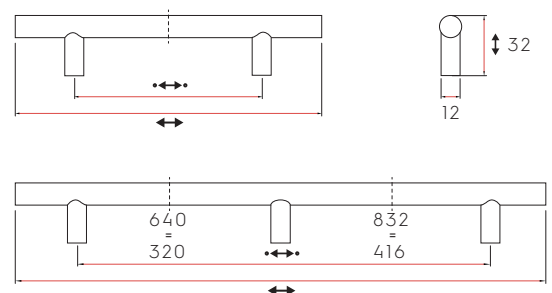
Strand is a classic, solid aluminum tubular bar pull, elegantly adorned with contemporary finishes.


Finish



Ordering Guide - Choose Your Part Number
*Final product code = part # - C2C - finish. Eg. **9625-832-SGLD**

Part#	Size C2C (mm) ↔↔↔	Available Finishes ↙↘	Overall Length(mm) ↔↔	Projection (mm) ↕↕
9625	96	BSN	176	32
9625	128	DBK	208	32
9625	160	SGLD	240	32
9625	192		300	32
9625	256		336	32
9625	320		400	32
9625	480		560	32
9625	512		592	32
9625	640		720	32
9625	832		912	32






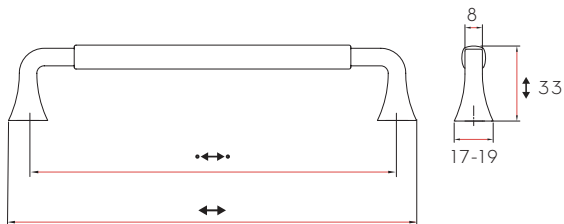
Tudor, an intricately designed nod to the days of yore, is a visually stunning, yet practical piece of hardware.


Finish



Ordering Guide - Choose Your Part Number
 *Final product code = part # - C2C - finish. Eg. **9263-128-AI**

Part#	Size C2C (mm) ↔↔↔	Available Finishes ↙	Overall Length(mm) ↔↔	Projection (mm) ↑↓
9263	128	AI	145	33
9263	160	BNI	177	33
9263	256	CHG DBK PN	274	33





Verden is a timeless, square knob with beveled edges and a tapering post.

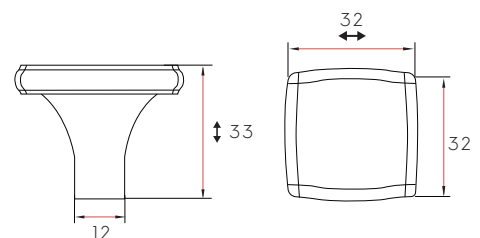
Finish



Ordering Guide - Choose Your Part Number

*Final product code = part # - finish. Eg. **9628-APT**

Part#	Available Finishes	Overall Length (mm)	Projection (mm)
9628	APT	32	33
	BCHG		
	BBR		
	BNI		
	GPH		
	DBK		
	PC		





SGLD



BSN



PBK

DBK



SGLD

Wright, a graceful style that pairs well with transitional aesthetics, featuring both classic and modern elements.

Finish



BSN
Brushed
Satin
Nickel



DBK
Matte
Black



PBK
Pearl
Black

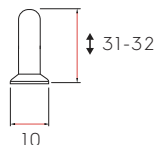
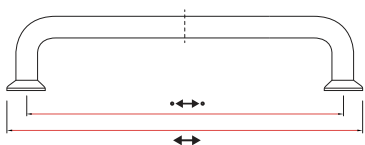


SGLD
Satin
Gold

Ordering Guide - Choose Your Part Number

*Final product code = part # - C2C - finish. Eg. **9620-128-PBK**

Part#	Size C2C (mm) ↔↔↔	Available Finishes 🔪	Overall Length(mm) ↔↔	Projection (mm) ↑↓
9620	128	BSN	146	31
9620	192	DBK	206	31
9620	256	PBK	270	32
9620	320	SGLD	334	32





BSN



PBK



SGLD



DBK

Wright Knob, a graceful style that pairs well with transitional aesthetics, featuring both classic and modern elements.

Finish



BSN
Brushed
Satin
Nickel



DBK
Matte
Black



PBK
Pearl
Black

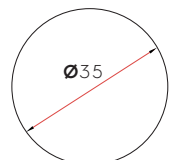
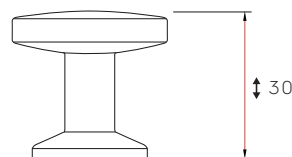


SGLD
Satin
Gold

Ordering Guide - Choose Your Part Number

*Final product code = part # - finish. Eg. **9620-PBK**

Part#	Available Finishes	Diameter (mm) Ø	Projection (mm) ↕
9620	BSN	35	30
	DBK		
	PBK		
	SGLD		



CLASSIC

The Classic category consists of a variety of best-selling, traditional designs. Quickly update a kitchen with a complementary style in one of many on-trend finishes or add a rustic touch to a newly redesigned space.







Appleton, a round knob that complements classic and transitional kitchens without overshadowing other details.

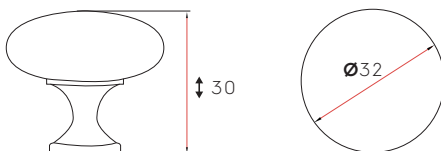
Finish



BNI
Brushed
Nickel

Ordering Guide - Choose Your Part Number
*Final product code = part # - Projection (mm) - finish.
Eg. **9663-30-BNI**

Part#	Available Finishes	Diameter (mm) Ø	Projection (mm) ↑ ↓
9663	BNI	32	30





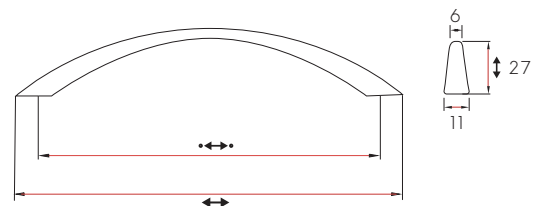
Arkendo, a tubular design, complemented by its tapering waist-line and one-piece construction.

Finish



Ordering Guide - Choose Your Part Number
 *Final product code = part # - finish. Eg. **9550-BNI**

Part#	Size C2C (mm) ↔↔↔	Available Finishes ↙	Overall Length(mm) ↔↔	Projection (mm) ↕
9550	96	BNI DBK	116	27






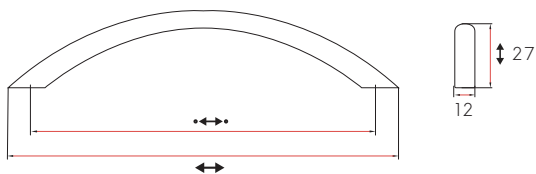
Bank, a single-piece tubular design, elevated by its flattened handle that is comfortable to the touch.

Finish



Ordering Guide - Choose Your Part Number
 *Final product code = part # - C2C - finish. Eg. **9664-128-BNI**

Part#	Size C2C (mm)	Available Finishes	Overall Length(mm)	Projection (mm)
9664	128	BNI DBK	150	27





DBK



PC



DBK



BNI

Bayfield features rounded corners and a slightly domed face making it a unique choice in custom hardware.

Finish



BNI
Brushed
Nickel



DBK
Matte
Black

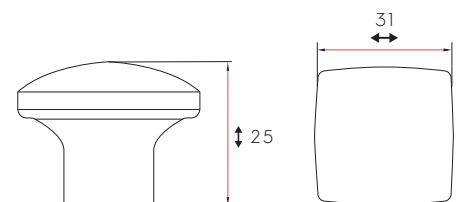


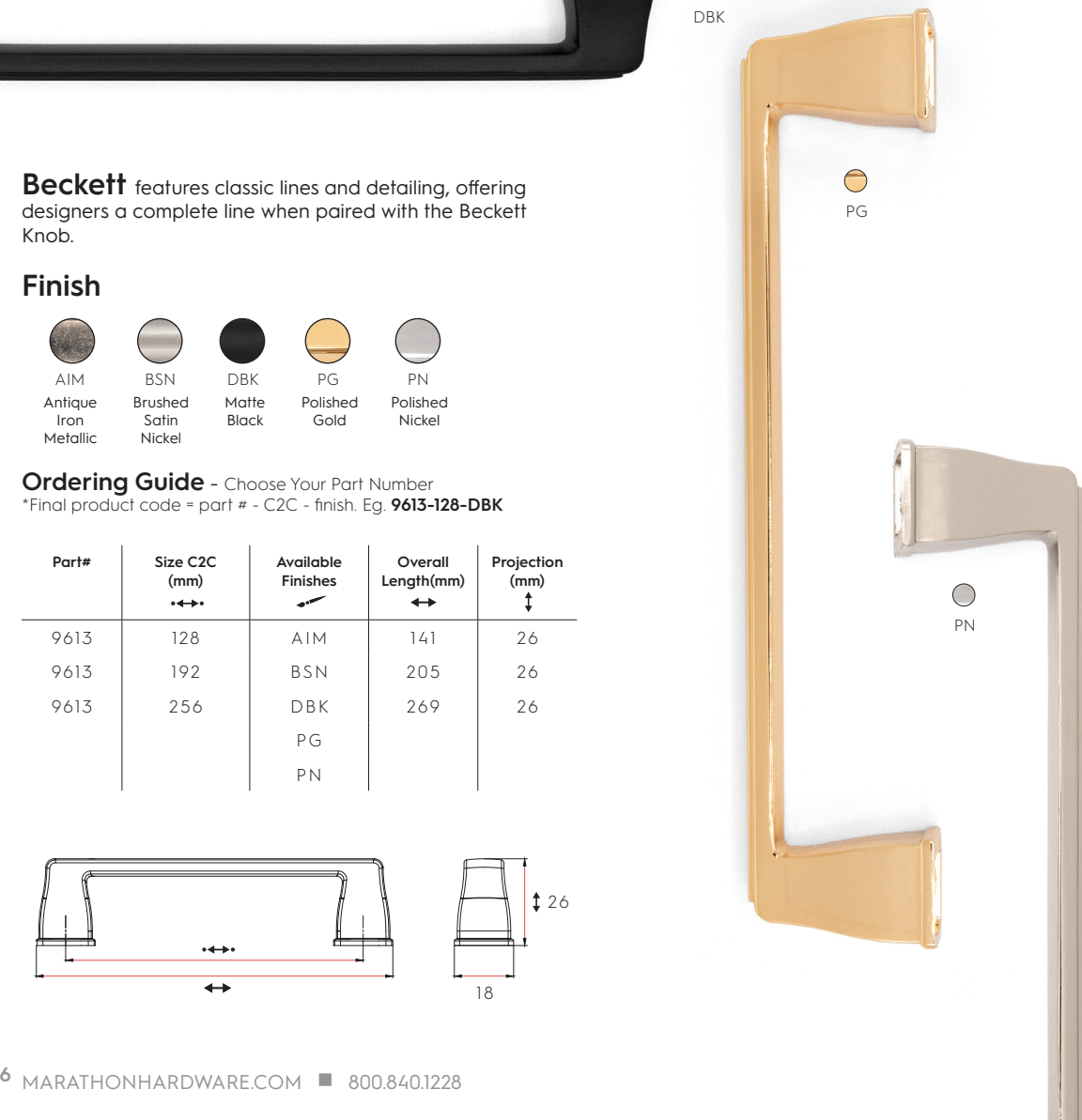
PC
Polished
Chrome

Ordering Guide - Choose Your Part Number

*Final product code = part # - finish. Eg. **9770-BNI**


Part#	Available Finishes	Overall Length (mm)	Projection (mm)
9770	BNI DBK PC	31	25





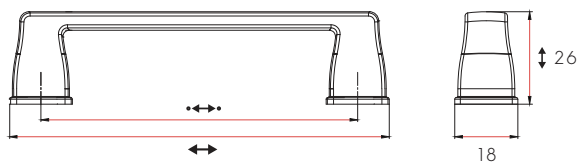
Beckett features classic lines and detailing, offering designers a complete line when paired with the Beckett Knob.

Finish



Ordering Guide - Choose Your Part Number
 *Final product code = part # - C2C - finish. Eg. **9613-128-DBK**


Part#	Size C2C (mm) ↔	Available Finishes ↙	Overall Length(mm) ↔	Projection (mm) ↕
9613	128	AIM	141	26
9613	192	BSN	205	26
9613	256	DBK PG PN	269	26





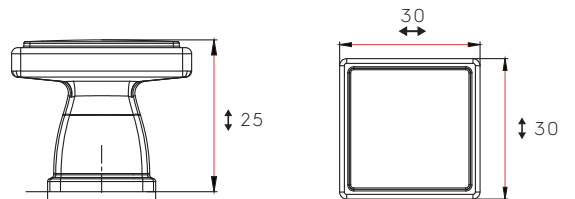
Beckett Knob features classic detailing, offering designers a complete line when paired with the Beckett or Groto handles.

Finish



Ordering Guide - Choose Your Part Number
 *Final product code = part # - finish. Eg. **9613-AIM**

Part#	Available Finishes	Overall Length (mm)	Projection (mm)
9613	AIM BSN DBK PG PN	30	25





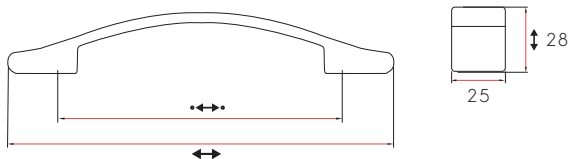
Burnett, a smooth arch and rounded foot edges add a traditional look with a contemporary flair.


Finish



Ordering Guide - Choose Your Part Number
 *Final product code = part # - C2C - finish. Eg. **9311-128-DBK**

Part#	Size C2C (mm) ↔	Available Finishes 🔪	Overall Length(mm) ↔	Projection (mm) ↕
9311	128	BNI DBK	180	28





Clifton comprises a straightforward design with a wide bar, slight arch, and solid, comfortable grip.

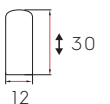
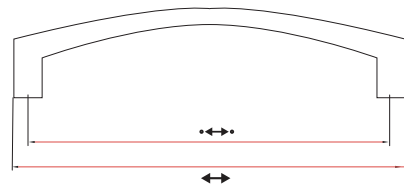
Finish



BSN
Brushed
Satin
Nickel

Ordering Guide - Choose Your Part Number
*Final product code = part # - finish. Eg. **9554-BSN**

Part#	Size C2C (mm) ↔↔↔	Available Finish ↗	Overall Length(mm) ↔↔	Projection (mm) ↕
9554	128	BSN	138	30





BSN



BSN

Copo is a classic round knob with a modern flat face that fits any design concept.

Finish



BSN
Brushed
Satin
Nickel



PC
Polished
Chrome

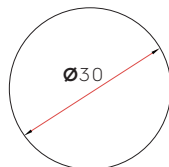
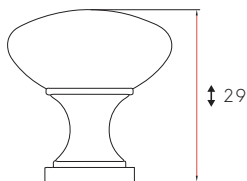
Ordering Guide - Choose Your Part Number

*Final product code = part # - finish. Eg. **9531-PC**

Part#	Available Finishes	Diameter (mm) Ø	Projection (mm) ↑↓
9531	BSN PC	30	29



PC





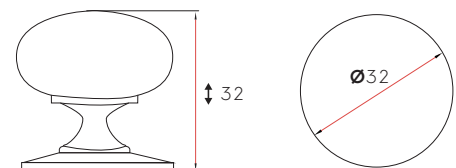
Cork is a classic round knob, offering a beautiful accent to any traditional aesthetic.

Finish



Ordering Guide - Choose Your Part Number
 *Final product code = part # - finish. Eg. **9100-BNI**

Part#	Available Finishes	Diameter (mm) Ø	Projection (mm) ↑ ↓
9100	BNI	32	32






EOA-N



DBK



BNI




DBK



PC

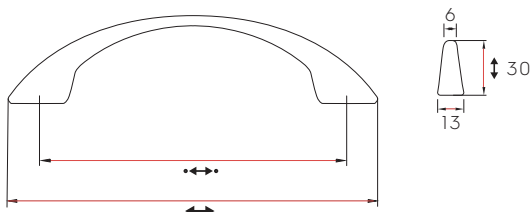
Elliot, a classic slim handle, providing both stability and intrigue with its fashionable, flaring feet.

Finish



Ordering Guide - Choose Your Part Number
 *Final product code = part # - finish. Eg. **9500-PC**

Part#	Size C2C (mm) ↔↔↔	Available Finishes ↙	Overall Length(mm) ↔↔	Projection (mm) ↕
9500	96	NB BNI DBK EOA-N PC	134	30



NB



EOA-N

● DBK



● AIM



● PG




Grotto brings classic lines and detailing into an offering that provides designers with a complete line when paired with Beckett.


Finish



● PN



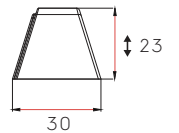
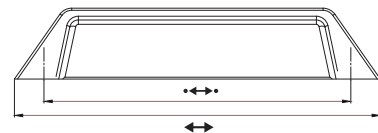
● BSN



● AIM

Ordering Guide - Choose Your Part Number
 *Final product code = part # - C2C - finish. Eg. **9616-64-PN**

Part#	Size C2C (mm) ↔	Available Finishes ↘	Overall Length(mm) ↔	Projection (mm) ↑↓
9616	64	AIM	84	23
9616	128	BSN DBK PG PN	148	23





Kemsley, a wide body bar pull featuring a slight arch and seamlessly molded feet to showcase its clean lines.

Finish



BBR
Brushed
Brass



BSN
Brushed
Satin
Nickel



GCH
Golden
Champagne



DBK
Matte
Black


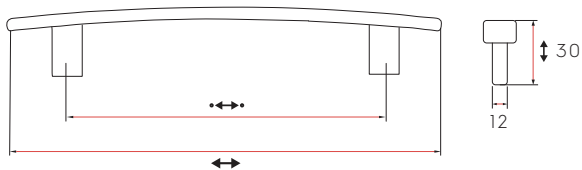


PC
Polished
Chrome

Ordering Guide - Choose Your Part Number

*Final product code = part # - C2C - finish. Eg. **9560-96-BBR**

Part#	Size C2C (mm) ↔↔↔	Available Finishes 🔪	Overall Length(mm) ↔↔	Projection (mm) ↕
9560	96	BBR	163	30
9560	128	BSN	200	30
9560	160	GCH	229	30
9560	192	DBK	262	30
9560	256	PC	324	30
9560	320		389	30



DBK

BBR



Kemsley Knob, a wide body arching t-knob with a seamlessly molded post to showcase its clean lines.

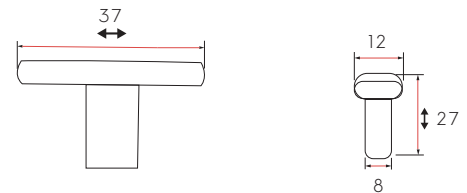
Finish



Ordering Guide - Choose Your Part Number

*Final product code = part # - finish. Eg. **9560-GCH**

Part#	Available Finishes	Overall Length (mm)	Projection (mm)
9560	BBR BSN GCH DBK PC	37	27





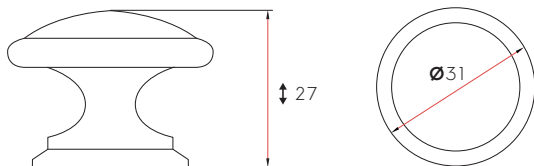
Linwood is a sophisticated knob, accented by its simplicity and ability to match many classic and transitional spaces.

Finish



Ordering Guide - Choose Your Part Number
 *Final product code = part #- finish. Eg. **9669-EOA-N**

Part#	Available Finishes	Diameter (mm) Ø	Projection (mm) ↓
9669	ACBH-D BSN DBK EOA-N PC AIM-D ASM-D	31	27





AIM-D



BSN



AIM-D


ASM-D



ASM-D

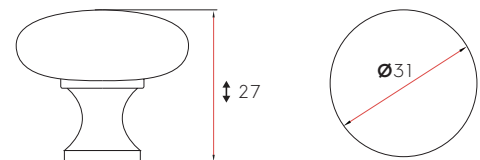
Minto, a classic, round knob that complements any classic aesthetic without overshadowing millwork.


Finish



Ordering Guide - Choose Your Part Number
 *Final product code = part # - finish. Eg. **9654-AIM-D**

Part#	Available Finishes	Diameter (mm) Ø	Projection (mm) ↑↓
9654	BSN AIM-D ASM-D	31	27





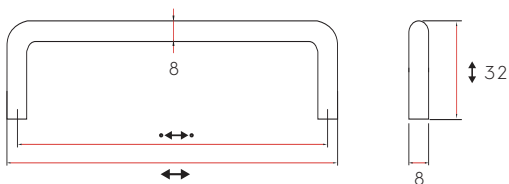
Morton is a straight-to-the-point tubular D-shaped handle that pulls no punches.

Finish



Ordering Guide - Choose Your Part Number
 *Final product code = part # - finish. Eg. 9301-BC

Part#	Size C2C (mm)	Available Finishes	Overall Length(mm)	Projection (mm)
9301	96	BC BNI PC	104	32



● BNI

● BNI

● BNI

● BNI

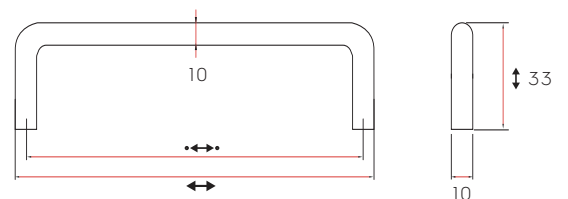
Muirfield, a straight-forward, tubular pull that bears its beauty in its simplicity.

Finish

● BNI
Brushed Nickel

Ordering Guide - Choose Your Part Number
*Final product code = part # - C2C - finish. Eg. **9300-288-BNI**

Part#	Size C2C (mm) ↔	Available Finish ↙	Overall Length(mm) ↔	Projection (mm) ↕
9300	96	BNI	106	33
9300	128		138	33
9300	160		170	33
9300	192		202	33
9300	288		298	33





○ BNI



⊖ PC



● ASM-D



● EOA-N



● DBK

Ridgeley is a classic farmhouse cup pull.

Finish



Ordering Guide - Choose Your Part Number

*Final product code = part # - finish. Eg. 9670-DBK

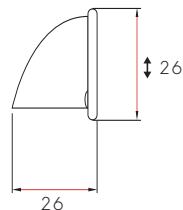
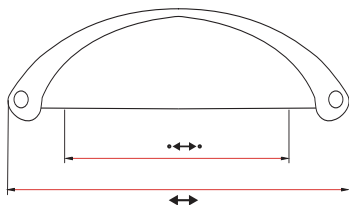
Part#	Size C2C (mm) ↔↔↔	Available Finishes 🔪	Overall Length(mm) ↔↔	Projection (mm) ↕
9670	64	ACBH-D BNI DBK EOA-N PC AIM-D ASM-D	104	26



○ AIM-D



● ACBH-D






BSN



AIM-D



ASM-D



ACBH-D



EOA-N









DBK



PC

Rook is a highly detailed and timeless round knob suited to fit upgraded and custom kitchens alike.

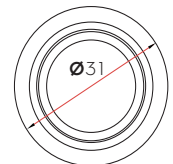
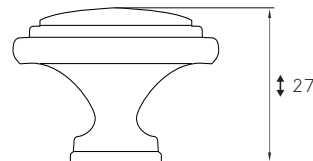
Finish

- 
 ACBH-D
 Antique
 Copper
 Bronze
 Highlight
- 
 BSN
 Brushed
 Satin
 Nickel
- 
 DBK
 Matte
 Black
- 
 EOA-N
 Oil-
 Rubbed
 Bronze
- 
 PC
 Polished
 Chrome
- 
 AIM-D
 Weathered
 Iron
- 
 ASM-D
 Weathered
 Steel

Ordering Guide - Choose Your Part Number

*Final product code = part # - finish. Eg. **9653-ASM-D**


Part#	Available Finishes	Diameter (mm) Ø	Projection (mm) ↑↓
9653	ACBH-D	31	27
	BSN		
	DBK		
	EOA-N		
	PC		
	AIM-D		
	ASM-D		





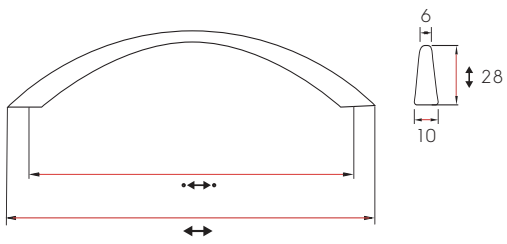
Sabre, graceful, curving lines that are reminiscent of the traditional blade, without the danger.

Finish



Ordering Guide - Choose Your Part Number
 *Final product code = part # - finish. Eg. **9501-ASM-D**

Part#	Size C2C (mm) ↔↔↔	Available Finishes ↖	Overall Length(mm) ↔↔	Projection (mm) ↕
9501	128	BNI DBK NB PC AIM-D ASM-D	165	28





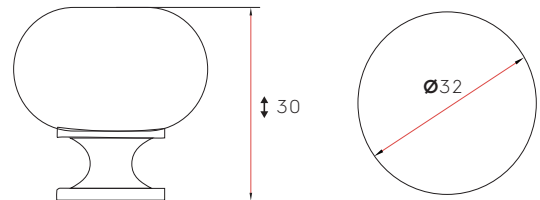
Volta is a classic round knob that fits any design concept.

Finish



Ordering Guide - Choose Your Part Number
 *Final product code = part # - finish. Eg. **9530-DBK**

Part#	Available Finishes	Diameter (mm) Ø	Projection (mm)
9530	NB BC BNI DBK EOA-N PC	32	30



ACCESSORIES

Our selection of decorative accessories features a stunning array of elegant coat and wall hooks in several high-quality finishes, designed to add a touch of sophistication and grace all while enhancing the functionality of your space.





CLASSIC COAT HOOK



Classic Coat Hook has a timeless design that can be used in any project.

Finish



BSN
Brushed
Satin
Nickel



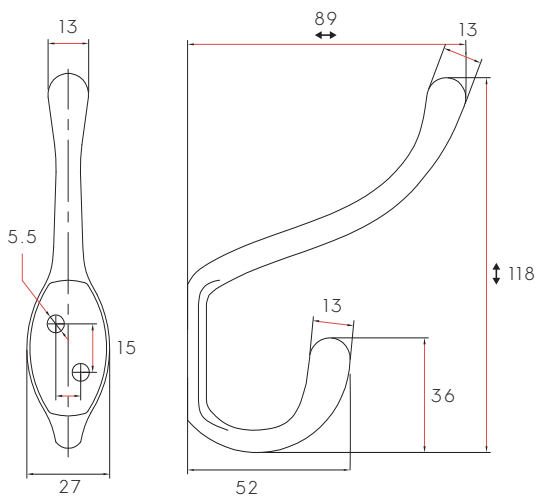
EOA-N
Oil-
Rubbed
Bronze



PC
Polished
Chrome

Ordering Guide - Choose Your Part Number
*Final product code = part # - finish. Eg. **2002-EOA-N**

Part#	Available Finishes	Overall Height (mm)	Projection (mm)
2002	BSN EOA-N PC	118	89





 BSN



 BSN

Heavy Duty Coat Hook bares a timeless design and a high load capacity that can be used in any design project.

Finish

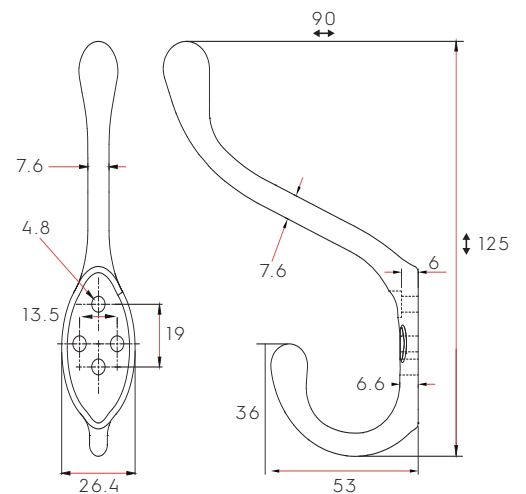


BSN
Brushed
Satin
Nickel

Ordering Guide - Choose Your Part Number

*Final product code = part # - finish. Eg. **2003-BSN**

Part#	Available Finishes	Overall Height (mm)	Projection (mm)
2003	 BSN	125	90



Introducing True Position Tools' Cabinet Hardware Installation Jigs. Used to install hardware without the tedious hours of measuring or making one-off jigs. Instead you get fast, accurate hardware installation in seconds, every time.

Installation of Cabinet Hardware in 3 Easy Steps



1. Set hardware C2C spacing




2. Adjust to desired location




3. Hold in place and drill

TP-1934



TP-1935



Part#	Description
TP-1934	Installation Kit for Decorative on Doors/Drawers
TP-1935	Installation Kit for Decorative incl. Long Handles, Shelf Pins, ERA

Part#	Description
TP-ERA	Extended Ruler Attachment (ERA), up to 42"
TP-5MMJ	HSS Drill Bit, 5mm (sold per each)
TP-SES	Sliding End Stop, Replacement Part
TP-5MMSC	5mm Stop Collar, Replacement Part

TP-ERA



TP-5MMJ



TP-SES



TP-5MMSC



All decorative hardware we distribute is packaged together with 1 inch machine screws. European products including Viefe, Eureka and Citterio Giulio require M4 machine screws, while Marathon and Amerock items use 8-32 machine screws. If you require additional lengths for your installation, please refer to our product offering below.

8-32 Machine Screws, Round/Truss Head Combo Drive



Part#	Length	Bit Size (Square Drive)	Head Type	Finish	Case
R20-3908	#8-32 x 3/8"	2	Round	Zinc	15,000
R20-3910	#8-32 x 1/2"	2	Round	Zinc	15,000
R20-3914	#8-32 x 5/8"	2	Round	Zinc	10,000
R20-3918	#8-32 x 3/4"	2	Truss	Zinc	10,000
R20-3920	#8-32 x 7/8"	2	Truss	Zinc	8,000
R20-3922	#8-32 x 1"	2	Truss	Zinc	6,000
R20-3924	#8-32 x 1-1/8"	2	Truss	Zinc	6,000
R20-3926	#8-32 x 1-1/4"	2	Truss	Zinc	5,000
R20-3928	#8-32 x 1-3/8"	2	Truss	Zinc	5,000
R20-3930	#8-32 x 1-1/2"	2	Truss	Zinc	4,000
R20-3932	#8-32 x 1-5/8"	2	Truss	Zinc	3,000
R20-3934	#8-32 x 1-3/4"	2	Truss	Zinc	3,000
R20-3938	#8-32 x 2"	2	Truss	Zinc	3,000



8-32 Breakaway Machine Screws, Truss Head Phillips/Slot Combo Drive


























Part#	Length	Bit Size (Phillips Drive)	Head Type	Finish	Case
R20-3950	#8-32 x 1-3/4"	2	Truss	Zinc	4,000

M4 Machine Screws, Pan Head Phillips Drive



Part#	Length	Bit Size (Phillips Drive)	Head Type	Finish	Case
20-4112	M4 x 10mm	2	Pan	Zinc	100
20-4114	M4 x 12mm	2	Pan	Zinc	100
20-4117	M4 x 16mm	2	Pan	Zinc	100
20-4119	M4 x 20mm	2	Pan	Zinc	100
20-4120	M4 x 25mm	2	Pan	Zinc	100
20-4121	M4 x 30mm	2	Pan	Zinc	100
20-4122	M4 x 35mm	2	Pan	Zinc	100
20-4123	M4 x 40mm	2	Pan	Zinc	100
20-4125	M4 x 50mm	2	Pan	Zinc	100

FINISHES

	AB Antique Brass		BB Brushed Brass		CBRZ Cocoa Bronze
	AC Black with Copper		BBR Brushed Brass		CHG Golden Champagne
	ACBH-D Antique Copper Bronze Highlight		BBS Brushed Black Silver		CUBR Copper Bronze
	AEBNI Brushed Satin Nickel		BC Brushed Chrome		CYM Golden Cymbal
	AEPC Polished Chrome		BCHG Bronze Champagne		DBK Matte Black
	AI Atomic Iron		BGLD Satin Gold		DBKDBK Matte Black/Matte Black
	AIM Antique Iron Metallic		BNI Brushed Nickel		DBKPC Matte Black/Polished Chrome
	AIM-D Weathered Iron		BRH Rustic Antique Brass		DBKPG Matte Black/Polished Gold
	AN Anodized Matte		BSN Brushed Satin Nickel		DBK-NBR Matte Black/Natural Brass
	APT Antique Pewter		BSN/PC Brushed Satin Nickel/ Polished Chrome		DBRZ Dark Bronze
	ASM-D Weathered Steel		BVB Brushed Venetian Bronze		EOA-N Oil Rubbed Bronze

IMPORTANT NOTE:


The aim of this index is to guide and inform you, the user, about the finishes we work with. The finishes represented in this section are photographed samples (under daylight balanced lights) of the actual handles found in this catalogue. Hues may vary slightly in different lighting conditions. The finishes of all our models are defined exactly as is indicated in the catalogue and therefore are in no way characteristics that can be personalized.



GCH
Golden Champagne



GLDN
Hollow Champagne Gold
Stainless Steel



GMG
Gunmetal Grey



GPH
Graphite



GREY
Grey




HSS
Hollow Stainless Steel



HSS-BSN
Hollow Stainless Steel/
Brushed Satin Nickel



HSS-DBK
Hollow Stainless Steel/
Matte Black



HSS-PC
Hollow Stainless Steel/
Polished Chrome



MAI
Modern Antique Iron



MB
Matte Black



MBB
Matte Brushed Brass



MBBS
Matte Brushed Black/Silver




MBNB
Matte Brushed Nickel Black




MBSN
Matte Brushed Satin Nickel



MGLD
Matte Gold



MGRN
Metallic Green




NB
Black Nickel




NBR
Natural Brass



NBR-DBK
Natural Brass/Matte Black



PBK
Pearl Black




PC
Polished Chrome



PG
Polished Gold



PN
Polished Nickel



PNL
Polished Nickel



SGLD
Satin Gold



SGR
Stone Grey




SIL
Lacquered Silver



SS
Stainless Steel



TBRZ
Titanium Bronze



L01
Polished Chrome



L09
Matte Black



L24
Brushed Stainless Steel



L27
Dark Brass



L30
Brushed Black



L291
Brushed Dark Brass



LM1
Matte White



LM2
Matte Black

Designer

Series Part#	Model	Brand	Product Page
8176	Burano 10 NEW!	Citterio Guilio	22
8177	Burano 18 NEW!	Citterio Guilio	23
8175	Ducale	Citterio Guilio	24
8175	Ducale Knob	Citterio Guilio	25
8174	Lineas NEW!	Citterio Guilio	26-27
8174	Lineas Knob NEW!	Citterio Guilio	28
8174	Lineas Cup NEW!	Citterio Guilio	29
8173	Lovere NEW!	Citterio Guilio	30
8173	Lovere Knob NEW!	Citterio Guilio	31
8170	Luca NEW!	Citterio Guilio	32
8170	Luca Knob NEW!	Citterio Guilio	33
8171	Renate NEW!	Citterio Guilio	34
8171	Renate Knob NEW!	Citterio Guilio	35
V0583	Arpa NEW!	Viefe	38
V0583	Arpa Knob/T-Knob NEW!	Viefe	39
V0588	Arpa Plate NEW!	Viefe	40
V0588	Arpa Plate Knob/T-Knob NEW!	Viefe	41
V0117	Curve	Viefe	42
V0322	Cutt	Viefe	43
V0430	Graf Mini	Viefe	44
V0430	Graf Mini Knob/T-Knob	Viefe	45
V0528	Rille NEW!	Viefe	46
V0528	Rille Knob NEW!	Viefe	47
V0301	Sense Mini	Viefe	48
V0375	Vann	Viefe	49

Contemporary

Series Part#	Model	Brand	Product Page
9352	Alumina	Marathon Hardware	52
9353	Alumina	Marathon Hardware	52
9354	Alumina	Marathon Hardware	53
9357-37	Alumina	Marathon Hardware	53
9781	Avry NEW!	Marathon Hardware	54-55
9303	Bar Pull NEW!	Marathon Hardware	56
9351	Bedford	Marathon Hardware	57
9612	Brera	Marathon Hardware	58-59
8103	Brunswick	Marathon Hardware	60

Series Part#	Model	Brand	Product Page
9783	Burton	Marathon Hardware	61
9325	Colville	Marathon Hardware	62
9331	Crenshaw	Marathon Hardware	63
9450	Crofton	Marathon Hardware	64
9635	Denman	Marathon Hardware	65
9370	Dunbar	Marathon Hardware	66
9370	Dunbar Knob	Marathon Hardware	67
9668	Grantchester	Marathon Hardware	68
9668	Grantchester Hollow NEW!	Marathon Hardware	69
9617	Gondola	Marathon Hardware	70
9634	Henlow	Marathon Hardware	71
9322	Hitch	Marathon Hardware	72-73
9632	Iona	Marathon Hardware	74
9326	Ipswich	Marathon Hardware	75
9615	Kanda	Marathon Hardware	76
8112	Katana	Marathon Hardware	77
9624	Kayenta NEW!	Marathon Hardware	78
9624	Kayenta Knob NEW!	Marathon Hardware	79
9671	Kingston NEW!	Marathon Hardware	80
9671	Kingston Knob NEW!	Marathon Hardware	81
9767	Lauro	Marathon Hardware	82
9264	Mercury	Marathon Hardware	83
9318	Milano NEW!	Marathon Hardware	84
9621	Mesa	Marathon Hardware	85
9788	Nara NEW!	Marathon Hardware	86
9788	Nara Knob NEW!	Marathon Hardware	87
9411	Pier NEW!	Marathon Hardware	88-89
9618	Portico	Marathon Hardware	90
8107	Quadra	Marathon Hardware	91
8101	Roseberry	Marathon Hardware	92
9786	Rockport	Marathon Hardware	93
9626	Sedona NEW!	Marathon Hardware	94
9267	Shift	Marathon Hardware	95
9365	Strathcona	Marathon Hardware	96
9614	Tack	Marathon Hardware	97
9260	Tan	Marathon Hardware	98
9785	Tanfield	Marathon Hardware	99

Transitional

Series Part#	Model	Brand	Product Page
9636	Ashdale	Marathon Hardware	102
9623	Bayonne NEW!	Marathon Hardware	103
8115	Bexley	Marathon Hardware	104
8116	Bexley Knob	Marathon Hardware	105
9266	Brook	Marathon Hardware	106
9792	Centro NEW!	Marathon Hardware	107
9627	Claremont	Marathon Hardware	108
9265	Concrete	Marathon Hardware	109
9791	Dalvik NEW!	Marathon Hardware	110
9791	Dalvik Knob NEW!	Marathon Hardware	111
9787	Elinor NEW!	Marathon Hardware	112
9787	Elinor Knob NEW!	Marathon Hardware	113
9622	Galway NEW!	Marathon Hardware	114
9622	Galway Knob NEW!	Marathon Hardware	115
9629	Grange	Marathon Hardware	116-117
9619	Kandra NEW!	Marathon Hardware	118
9619	Kandra Knob NEW!	Marathon Hardware	119
9375	Lennox	Marathon Hardware	120
9637	Newham	Marathon Hardware	121
9766	Ponte	Marathon Hardware	122
9766	Ponte Knob	Marathon Hardware	123
9765	Senza	Marathon Hardware	124
9625	Strand NEW!	Marathon Hardware	125
9263	Tudor	Marathon Hardware	126
9628	Verden	Marathon Hardware	127
9620	Wright NEW!	Marathon Hardware	128
9620	Wright Knob NEW!	Marathon Hardware	129

Classic


Series Part#	Model	Brand	Product Page
9663	Appleton	Marathon Hardware	132
9550	Arkendo	Marathon Hardware	133
9664	Bank	Marathon Hardware	134
9770	Bayfield	Marathon Hardware	135
9613	Beckett	Marathon Hardware	136
9613	Beckett Knob	Marathon Hardware	137

Series Part#	Model	Brand	Product Page
9311	Burnett	Marathon Hardware	138
9554	Clifton	Marathon Hardware	139
9531	Copo	Marathon Hardware	140
9100	Cork	Marathon Hardware	141
9500	Elliot	Marathon Hardware	142
9616	Grotto	Marathon Hardware	143
9560	Kemsley	Marathon Hardware	144
9560	Kemsley Knob	Marathon Hardware	145
9669	Linwood	Marathon Hardware	146
9654	Minto	Marathon Hardware	147
9301	Morton	Marathon Hardware	148
9300	Muirfield	Marathon Hardware	149
9670	Ridgeley	Marathon Hardware	150
9653	Rook	Marathon Hardware	151
9501	Sabre	Marathon Hardware	152
9530	Volta	Marathon Hardware	153
2002	Classic Coat Hook	Marathon Hardware	156
2003	Heavy Duty Coat Hook	Marathon Hardware	157
TP	Cabinet Hardware Jigs	Marathon Hardware	158
R20/20	Machine Screws	Marathon Hardware	159



MARATHON

H A R D W A R E



Quality . Innovation . Service



800.840.1228

MARATHONHARDWARE.COM

DECO-CATALOGUE-2024

