






## Endura Inner Drawer 350mm Silk White

**Part Number: 105-MSID126T-SW350**

Included in this webkit	Qty Required
 Endura Softclose 350 White 126mm <b>Part #: 105-MS126T-SW350</b>	1
 Endura Inner Front Fixing 126 White <b>Part #: 105-HD12012X-SW</b>	1
 Drawer Front Internal 1100mm Silk White, Standard <b>Part #: 105-HT10022-SW</b>	1

Legacy Endura Inner Drawer System Kit, 350mm Length, 126mm Height, Silk White, with Tilt Adjustment

Legacy Endura is a high-quality, cost-effective drawer system. With these internal drawer systems, you can offer a world of storage possibilities and truly impress your clients.

Adjustment Description	6-Way
Adjustments Included	with Tilt Adjustment
Closing Type	Soft-Close
Colour	Silk White
Drawer Side Height	126 mm
Drawer System	Legacy Endura
Drawer Type	Internal Drawer
Length	350mm (14in)
Load Capacity	40kg (88lbs)

### Product Description

Legacy Endura is a high-quality, cost-effective drawer system. Available in two on-trend colours, Silk White and Matte Grey, Endura easily complements most colour schemes and projects. The allure of Legacy Endura is perfectly complemented by its reliability, meeting the needs of most homeowners and withstanding the strain and wear that regular use can have on its components. Upgrade from the standard doublewall drawer and truly impress your clients.


### Product Advantages

- 8 choices of drawer length
- 4 choices of drawer height: 88mm, 126mm, 172mm, and 238mm
- 2 colour choices: Matte Grey & Silk White

- Dynamic load capacity: 40kg (88lbs)
  - 2 choices of adjustments: 4-way adjustment (lateral and height) and 6-way adjustment (lateral, height, and tilt)
-



## Technical Documents



### Endura Internal Drawer Kit, 126mm K Height



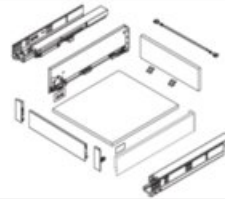
Internal Drawer Kit (packaged as a complete set)

### Product Features

Transform your kitchen with the Legacy Endura internal drawer system, a high-quality and cost-effective solution available in elegant Silk White and stylish Matte Grey. Maximize your space by stocking multiple drawers within a custom pantry or base cabinet, making your kitchen both beautiful and efficient.

- Concealed full-extension soft-close slides
- 126mm drawer side height
- 6-way adjustment: Height (+/- 2mm), Lateral (+/- 1.5mm), Tilt (+0.5mm / -2.5mm)
- Tool free assembly and removal of drawer
- Dynamic load capacity: 40kg (88lbs)

- One pair of Full Extension Soft-Close Slides
- One pair of Endura Drawer Sides
- One pair of inner cover caps
- One pair of support brackets for bottom panel
- Additional Parts Required
  - One 13m cut-to-size aluminum drawer front
  - One pair of internal drawer front fixing brackets



### Internal Drawer Kit Ordering Guide

Length (mm)	Length (Inch)	Matte Grey	Silk White
270mm	11"	105-MSI26T-GM270	105-MSI26T-SW270
300mm	12"	105-MSI26T-GM300	105-MSI26T-SW300
350mm	14"	105-MSI26T-GM350	105-MSI26T-SW350
400mm	16"	105-MSI26T-GM400	105-MSI26T-SW400
450mm	18"	105-MSI26T-GM450	105-MSI26T-SW450
500mm	20"	105-MSI26T-GM500	105-MSI26T-SW500
550mm	22"	105-MSI26T-GM550	105-MSI26T-SW550
600mm	24"	105-MSI26T-GM600	105-MSI26T-SW600

### Additional Parts (Required)

Description	Part#
Front Fixing Plastic Bracket 126mm Height "Grey" for Inner Drawer	105-HDI2012X-GM
Front Fixing Plastic Bracket 126mm Height "White" for Inner Drawer	105-HDI2012X-SW
Internal Metal Drawer Front Panel 1100mm "Matte Grey"	105-HT10022-GM
Internal Metal Drawer Front Panel 1100mm "White"	105-HT10022-SW

View this product online at <https://marathonhardware.com/pd/105-MSID126T-SW350>



