



## Blackrock 5-1/16 in (128 mm) Center Cabinet Pull - Polished Nickel

**Part Number: A55277PN**

Blackrock Pull, 5-1/16 in (128 mm), Polished Nickel

The BlackRock collection offers sleek simplicity with a contemporary indulgence. This eclectic line boasts bold shapes and sizes.

<div><br></div>

Center to Center Length	128 mm
Collection	Blackrock
Colour Group	Silver
Finish Code	Polished Nickel
Material	Zinc Diecast
Overall Length	151 mm
Projection (Height)	30 mm
Style Family	Transitional
Type	Pull
Width	16 mm

### Product Description

The Amerock A55277PN Blackrock 5-1/16in(128mm) CTC Pull is finished in Polished Nickel. The BlackRock collection offers sleek simplicity with a contemporary indulgence. This eclectic line boasts bold shapes and sizes. A modern metallic finish, Polished Nickel offers the beauty and luster of sterling silver without the cost or care it takes to maintain. Amerock markets decorative hardware solutions that inspire, coordinate and help express personal style. For the kitchen, bathroom and the rest of the home, with a variety of finishes and designs for all decorating tastes, Amerock is the ultimate, time-tested source for hardware needs. Amerock markets products in four categories: decorative hardware, decorative hooks, bath accessories and functional hardware.

### Product Advantages

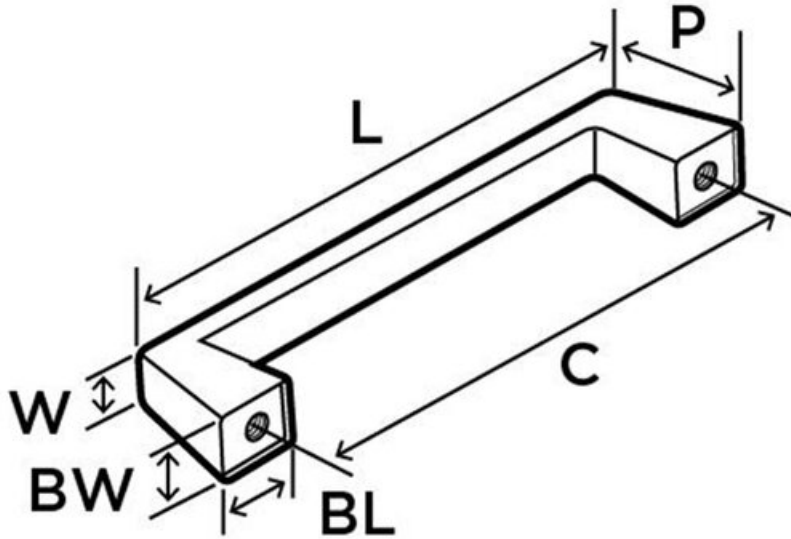
- Gorgeous, high-end finishes available
- Intricately crafted with precise detail for lifelong beauty and durability
- Amerock Guardian Lifetime Guarantee against defect in material and workmanship

### Included Products

Industry standard mounting hardware



## Technical Documents



**L (Length) = 5-15/16in(151mm)**

**W (Width) = 1/2in(13mm)**

**P (Projection) = 1-3/16in(30mm)**

**C (Center-to-Center) = 5-1/16in(128mm)**

**BL (Base Length) = 11/16in(17mm)**

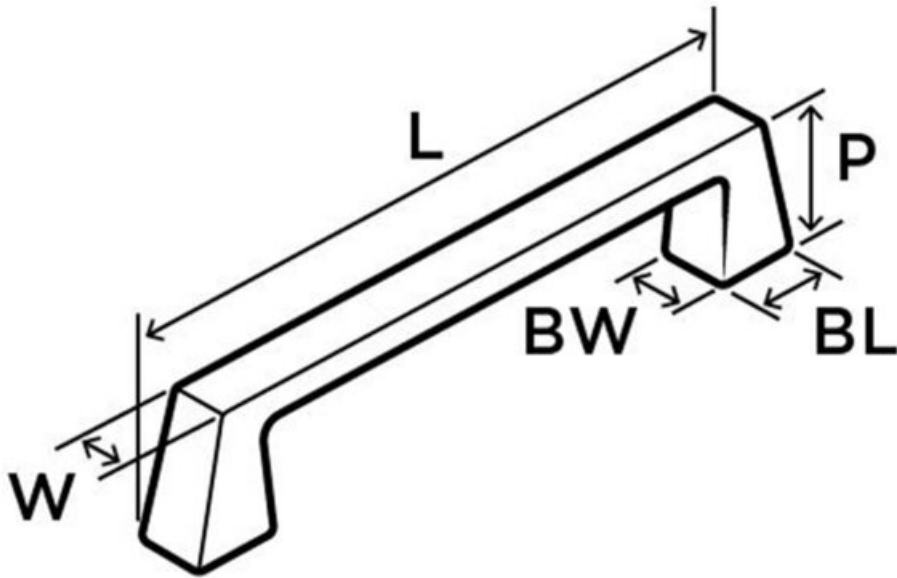
**BW (Base Width) = 5/8in(16mm)**

Profile# 55277

View this product online at <https://marathonhardware.com/pd/A55277PN>



## Technical Documents



**L (Length) = 5-15/16in(151mm)**

**W (Width) = 1/2in(13mm)**

**P (Projection) = 1-3/16in(30mm)**

**BL (Base Length) = 11/16in(17mm)**

**BW (Base Width) = 5/8in(16mm)**

Profile# 55277

View this product online at <https://marathonhardware.com/pd/A55277PN>



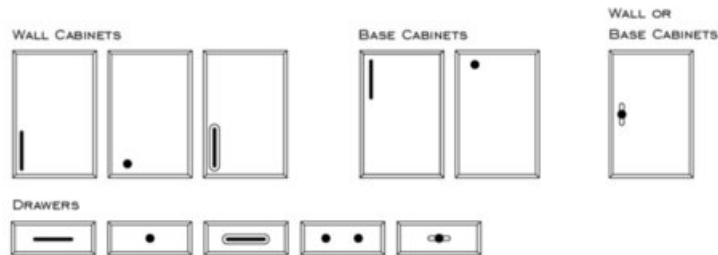
## Technical Documents



### INSTALLING NEW CABINET HARDWARE

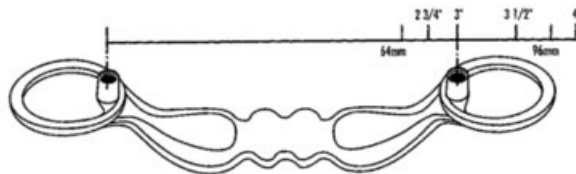
#### Step 1. Location of Cabinet Hardware

While there are no hard, fast rules for placement of a knob or pull on a cabinet door, most cabinet makers will locate them approximately 3"-4" above the upper non-hinged corner on base cabinets, or the lower non-hinged corner on wall cabinets. However, the decision is your to make!



#### Step 2. Mounting Cabinet Hardware

When drilling for a knob or pull, a 3/16" hole is recommended for most styles. The exception is pulls that have "studs". A stud is simply an extension of the molded screw holes. If a pull has a stud, then a 1/4" hole is required with studs sitting securely in the wood.



#### IMPORTANT Screw Information

Amerock® includes 8-32 x 1" long machine screws with most knobs and pulls because the typical cabinet door or drawer front is 3/4" thick. This screw length should work in most applications. However, if your cabinet doors or drawer fronts are thicker than 3/4", then you will need to use longer screws for mounting. Check the thickness of both a cabinet door and a drawer front in your kitchen, as the thickness dimensions may not be the same. In general, the screw length(s) used should be 1/4" longer than the thickness of your cabinet door or drawer front material. It is not uncommon for some drawers to be constructed with a 3/4" thick front attached to a 3/4" thick drawer box. In this situation, the total drawer thickness is 1-1/2", making a 1-3/4" long screw necessary for mounting. These screws may be purchased from any hardware store. Please note that select hardware sold by Amerock may include metric screws instead of UNC screws.

View this product online at <https://marathonhardware.com/pd/A55277PN>

