








# Adjustable Leg Leveller Standard with Plinth Kit, High Load/Wide Adjustment

**Part Number: 3290-Series Plinth Kit**

	Included in this webkit	Qty Required
	Leveler Head Black <b>Part #: 03-3290</b>	1
	Leveler Centre Tube Black <b>Part #: 03-3291</b>	1
	Leveler Universal Centre Tube Black <b>Part #: 03-3292</b>	1
	Leveler Adjustable Base Black <b>Part #: 03-3293</b>	1
	Leveler Clip for Screw-On Plinth <b>Part #: 03-3294</b>	1

Standard Leg Leveler with Plinth Clip Kit. Wide height adjustment and high load capacity

Standard Leg Leveler with Plinth Clip Kit. Includes 4 1/2 - 6 inch height adjustment and 200kg per leg capacity

<div><br></div>

Load Capacity ----- 200 kg per leg
------------------------------------

## Product Description

This 3290-series of adjustable leg levelers provides our most robust solution to final adjustment during installation. We have two types of head and a plinth clip as options. It comes bulk packaged for your convenience. With a heavy duty load capacity of 200 kg per leg or 800 kg per 4 legs, we recommend using spacing of 60 to 80 cm between legs.

## Product Advantages

- High Load Capacity
  - Largest Adjustment Range
  - Plinth Clip for extra strength
  - 4 1/2 - 6 inch Height Adjustment
-

