

---

## Space Open Limiter for 110 Series Hinges



**Part Number: 115-ARC50**

---

Space Open Limiter for M-Series Hinges

An economical hinge that is durable and functional, meeting your needs for cabinets and furniture of all kinds.

<div><br></div>

### Product Description

Limits the opening angle of the hinge to 88-90 Degrees. Works with M-Series 105-Degree Hinges only.

---

### Product Advantages

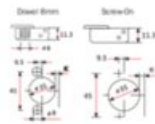
- Quality for Price
-



## Technical Documents



### M-SERIES 110 Degree Hinges

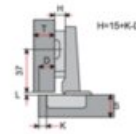


#### Full Overlay

Part No.	Closing	Fixing	Qty
115-SC575-8D	Soft-Close	Dowel	200
115-RC575-8D	Self-Close	Dowel	200
115-SC575	Soft-Close	Screw-On	200
115-RC575	Self-Close	Screw-On	200

#### Hinge Coverage Calculation Table

	1	2	3	4	5	6	7
1	15	16	16	16	17	17	17
2	15	17	18	18	18	18	18
3	15	17	18	18	17	18	18



#### Technical Specifications

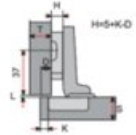
- Opening Angle: 110 Degrees
- Diameter of Hinge Cup: 35mm
- Hinge Cup Drilling Depth: 11.3mm
- Hinge Cup Drilling Pattern: 45mm x 9.5mm
- Range of Drilling Distance: 3-7mm
- Range of Door Thickness: 14-22mm

#### Half Overlay

Part No.	Closing	Fixing	Qty
115-SC585-8D	Soft-Close	Dowel	200

#### Hinge Coverage Calculation Table

	1	2	3	4	5	6	7
1	8	8	8	8	8	8	8
2	8	8	8	8	8	8	8
3	8	8	8	8	8	8	8



#### Mounting Plates & Accessories



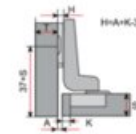
Part No.	Height	Description	Qty
115-MPO-EUR	0mm	EuroScrew	600
115-MP2-EUR	2mm	EuroScrew	600
115-MPO-CEU	0mm	EuroScrew with Cam Adjust	600
115-MP2-CEU	2mm	EuroScrew with Cam Adjust	600
115-MPO-CAM	0mm	Screw-On with Cam Adjust	600
115-MP2-CAM	2mm	Screw-On with Cam Adjust	600
115-ARC50	-	Limiter 86° Angle Open	1000

#### Inset

Part No.	Closing	Fixing	Qty
115-SC595-8D	Soft-Close	Dowel	200

#### Hinge Coverage Calculation Table

	1	2	3	4	5	6	7
1	1	1	1	1	1	1	1
2	1	1	1	1	1	1	1
3	1	1	1	1	1	1	1



800 840 1228 MARATHONHARDWARE.COM

View this product online at <https://marathonhardware.com/pd/115-ARC50>

