



## Top Stays SE Series Front Bracket for Special Doors




**Part Number: 105-SE00CQ**

---

DTC Top Stays SE Front Bracket for Special Doors

With a wider base from the standard front bracket that is included in the kit, these brackets can be used for wooden, wide aluminum frame, and narrow frame doors.

## Technical Documents






## TOP STAYS SE

Technical Specifications & Assembly

### Top Stay SE Standard Kit




### Product Features

- Opening angle: 105°
- Easy to open and stays at any desired position
- Silent and smooth closing
- side, height and depth adjustment
- Tool free assembly and removal
- SGS certified

### Standard Drawer Kit (packaged as a complete set)

- One Top Stay SE Kit of your choice of Light, Medium, Strong Dynamic type
- Includes one door mounting bracket
- Includes one cabinet mounting bracket
- Screw kit 4x16mm



### Top Stays SE Standard Drawer Kit Ordering Guide

Power Factor	Dynamic	Part#	Set/Box
200-1000	Light	105-SE00AL	20
500-1500	Medium	105-SE00AM	20
960-2350	Strong	105-SE00AH	20

### Top Stays SE Optional Components

Description	Part#	Set/Box
Front Fixing Brackets Aluminum Doors	105-SE00CQ	200
Front Fixing Brackets for Narrow Frame Door	105-SE00H	200


### Power Factor

LF=KH x (Weight doors + 2 x weight handle)

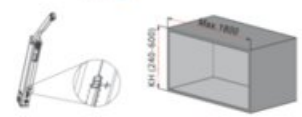
The Power factor can be double when a second lift mechanism is used. Spring holder colours represent different powers.

**TOP STAY CALCULATOR:**  
How to Order? Calculate your Power Factor.

<http://mfh.to/topstays>



Dynamic	Part#	Power Factor	Cabinet Height	Spring Holder Colors
Light	105-SE00AL	200-1000	240-600mm	Light Grey
Medium	105-SE00AM	500-1500		Dark Grey
Strong	105-SE00AH	960-2350		White



800.840.1228 / MARATHONHARDWARE.COM

View this product online at <https://marathonhardware.com/pd/105-SE00CQ>



## Technical Documents

MARATHON  
HARDWARE

**TOP STAYS SE**

**DTC**  
Ordering Guide

800.840.1228 | MARATHONHARDWARE.COM



The Top Stay SE series is DTC's most economical and compact flap door lift. Working in combination with soft-close hinges, the SE series is a perfect choice for your upper cabinet doors in any project.

Easy open with a sophisticated spring arm design that allows the door to open effortlessly and stay open at any position, with built in adjustment to compensate for your door's size and weight.

#### PRODUCT FEATURES

- Opening angle: 105°
- Easy to open and stays at any desired position
- Silent and smooth closing
- Built-in adjustments
- Tool free assembly and removal

View this product online at <https://marathonhardware.com/pd/105-SE00CQ>

