



Lazy Susan 28in Kidney Chrome

Part Number: 041-MG170

M-Series Wire Kidney Shaped Lazy Susan, 28in, Chrome

The Lazy Susan's two levels of rotating shelves utilize all the unused space in your corner cabinet.

Basket Bottom Colour	Chrome
Basket Bottom Type	Wire Bottom
Basket Wire Finish	Chrome
Diameter	28 in
Finish	Chrome
Frame Finish	Chrome
Material	Steel
Packaging	Two-Shelves
Shape	Kidney

Product Advantages

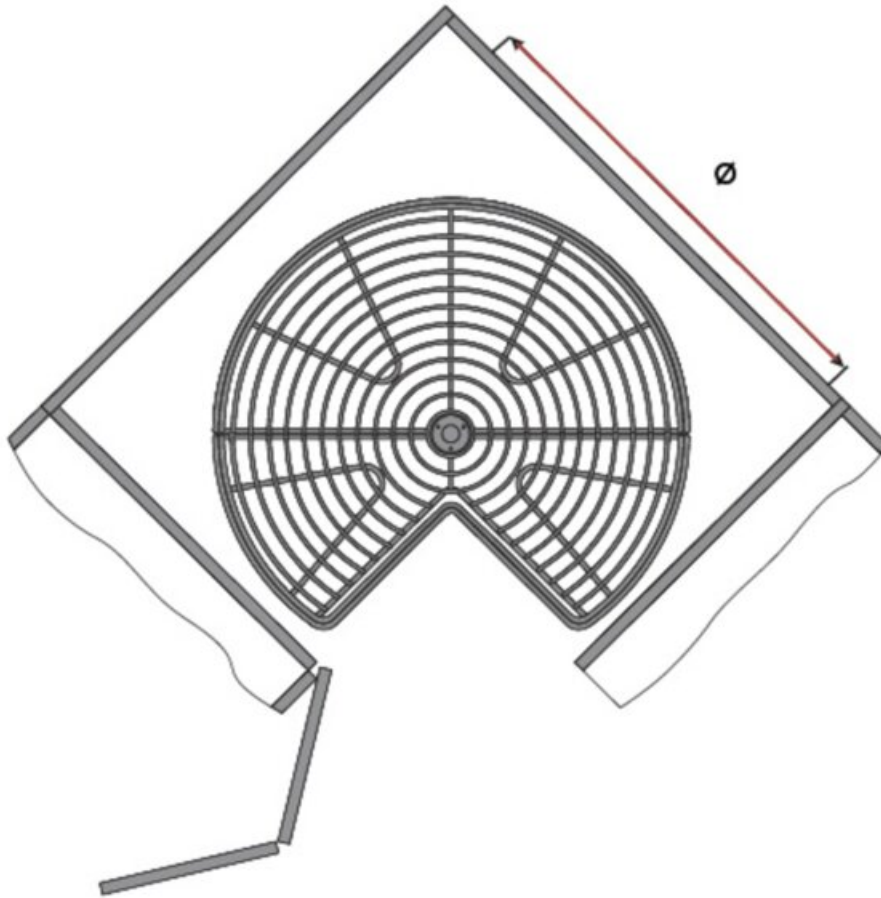
- Ideal for 90-degree corner cabinets
 - 28-inch diameter
 - Durable steel construction
-



Technical Documents

Minimum Interior Cabinet Dimensions mm/inch

Ø x H 700 x 620 - 780mm (27 5/16 x 24 3/16 - 30 1/16")



View this product online at <https://marathonhardware.com/pd/041-MG170>



Technical Documents



Wire Lazy Susan, Kidney

Product Features



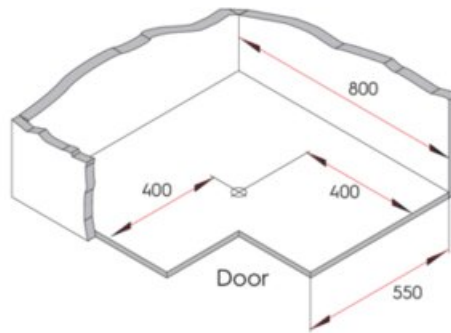
The Lazy Susan's two levels of rotating high-quality steel shelves with a chrome finish utilize all the unused space in your corner cabinet.

- Ideal for 90 degree pie-corner cabinets
- Suitable for 28 inch (711mm) Lazy Susan corners
- Durable steel construction
- Complete kit includes pole and 2 shelves
- Load capacity: 20kg (44lbs) per shelf

Pole and Two Baskets (complete kit)

Description	Part#
Ø x H 700 x 620 - 780mm (27 3/8 x 24 3/8 - 30 1/8")	041-MG170

Bottom Dimensions



800.840.1228 / MARATHONHARDWARE.COM

View this product online at <https://marathonhardware.com/pd/041-MG170>

Technical Documents

20070531-A67

ITEM NO. MG170/MG180
270° Pie cut Organizer Installation

PANELS LIST

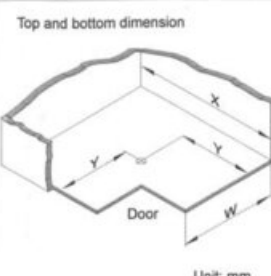
Description	QTY
A 270° Pie cut basket	2
B Tube	1
C Top kit	1

FITTINGS LIST

Description	QTY
1 Wood Screw	8
2 Support rings with screw	2
3 Plastic rings	4
4 Basket Holder	4
5 Plastic fastener	4
6 6-sides wrench	2
7 Connector bolt	2
8 Screw	8
9 Nuts	2
10 Ball plunger	2

*Mount 4 on basket A

Top and bottom dimension



Unit: mm

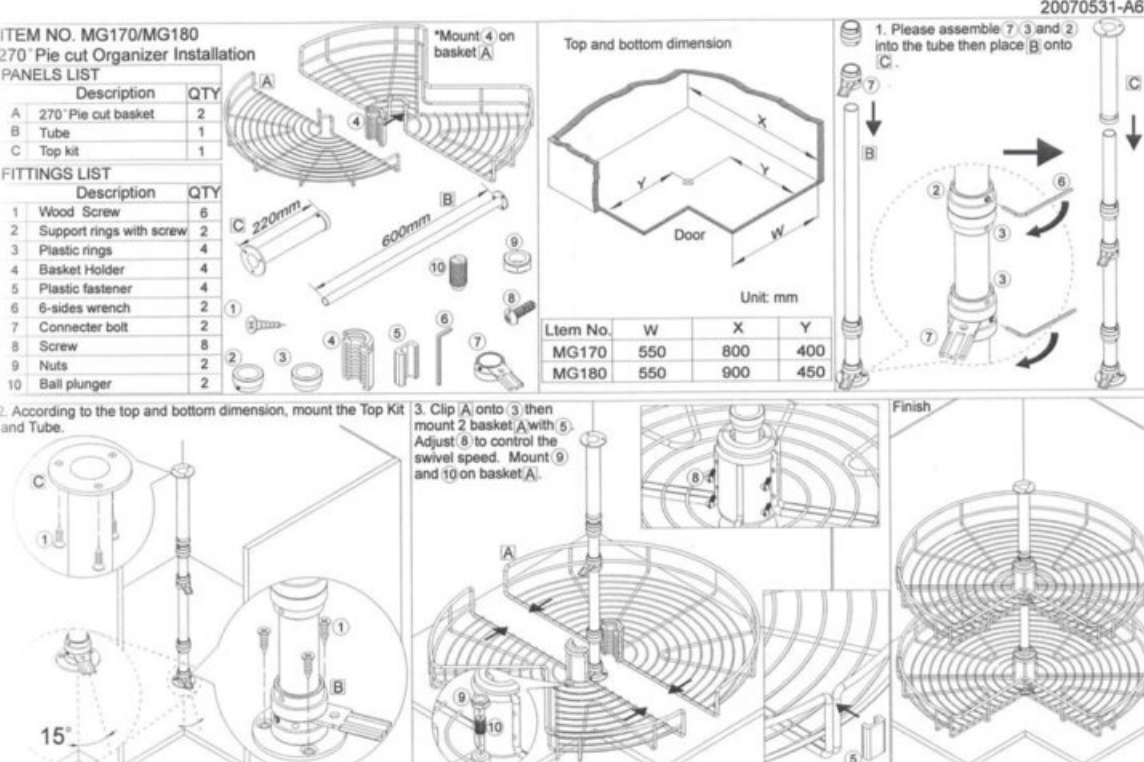
Item No.	W	X	Y
MG170	550	800	400
MG180	550	900	450

1. Please assemble 7, 3 and 2 into the tube then place B onto C.

2. According to the top and bottom dimension, mount the Top Kit and Tube.

3. Clip A onto 3 then mount 2 basket A with 5. Adjust 8 to control the swivel speed. Mount 9 and 10 on basket A.

Finish



View this product online at <https://marathonhardware.com/pd/041-MG170>

