



Super Susan Revolving 270 Degree Chrome Wire

Part Number: 041-102001-M

M-Series Super Susan with Pullout Baskets, 270 Degree, Chrome Wire

A revolving lazy susan for your corner cabinet with pullout trays in attractive wire with chrome finish.

<div>
</div>

Application Type	90 Degree Corner
Basket Bottom Colour	Chrome
Basket Bottom Type	Wire Bottom
Basket Wire Finish	Chrome
Baskets Included?	Yes
Depth	785mm
Finish	Chrome
Frame Finish	Light Grey
Frame Type	270 Degree Rotation
Height	650 to 750 mm
Interior Depth Required	Min. 580 mm (22-27/32 in)
Interior Height Required	650 to 750 mm (adjustable)
Load Capacity	48kg (4kg / basket)
Suggested for Cabinet (Door) Width	940x940 mm (37x37 in)
Width	785mm

Product Description

The Super Susan is a revolving lazy susan for your kidney-shaped pie-corner cabinets with pullout trays in attractive chrome finish.

Product Advantages

- Rotates like lazy susan
- 6 trays pull out for easy access
- 12 baskets storage total
- Ideal for 90 degree pie-corner cabinets
- Recommended corner cabinet size: 940mm x 940mm (37" x 37")
- Multi-levels of storage available
- Three height levels, with total of 12 baskets
- Centre front and back both offer 3-tiers of pullout baskets
- Load Capacity: 48kg (105lbs), or 4kg (9lbs) basket

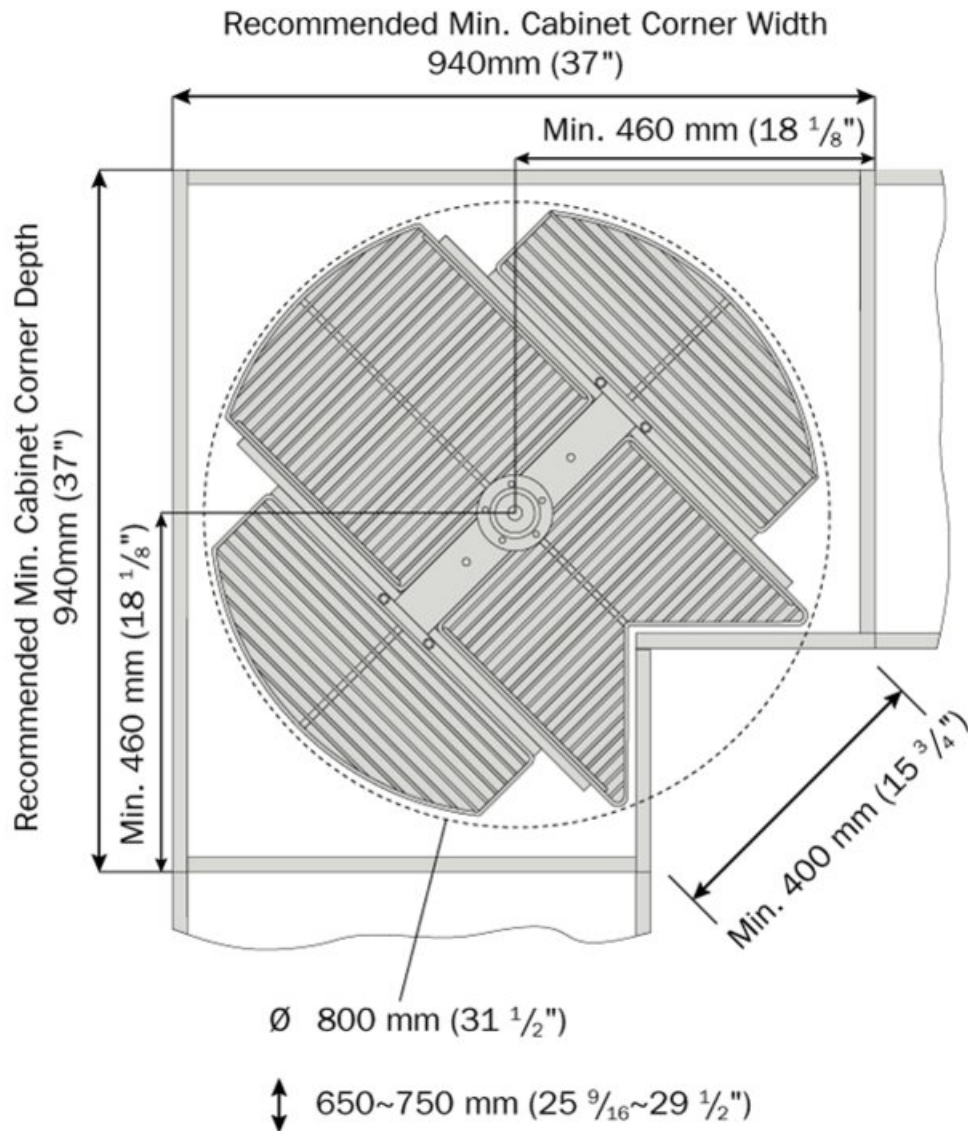
Important Information

Minimum Corner Cabinet Dimensions is 940 x 940mm (37 x 37in).

Minimum Cabinet Door Opening for extension of sliding baskets is 400mm (15 3/4in).



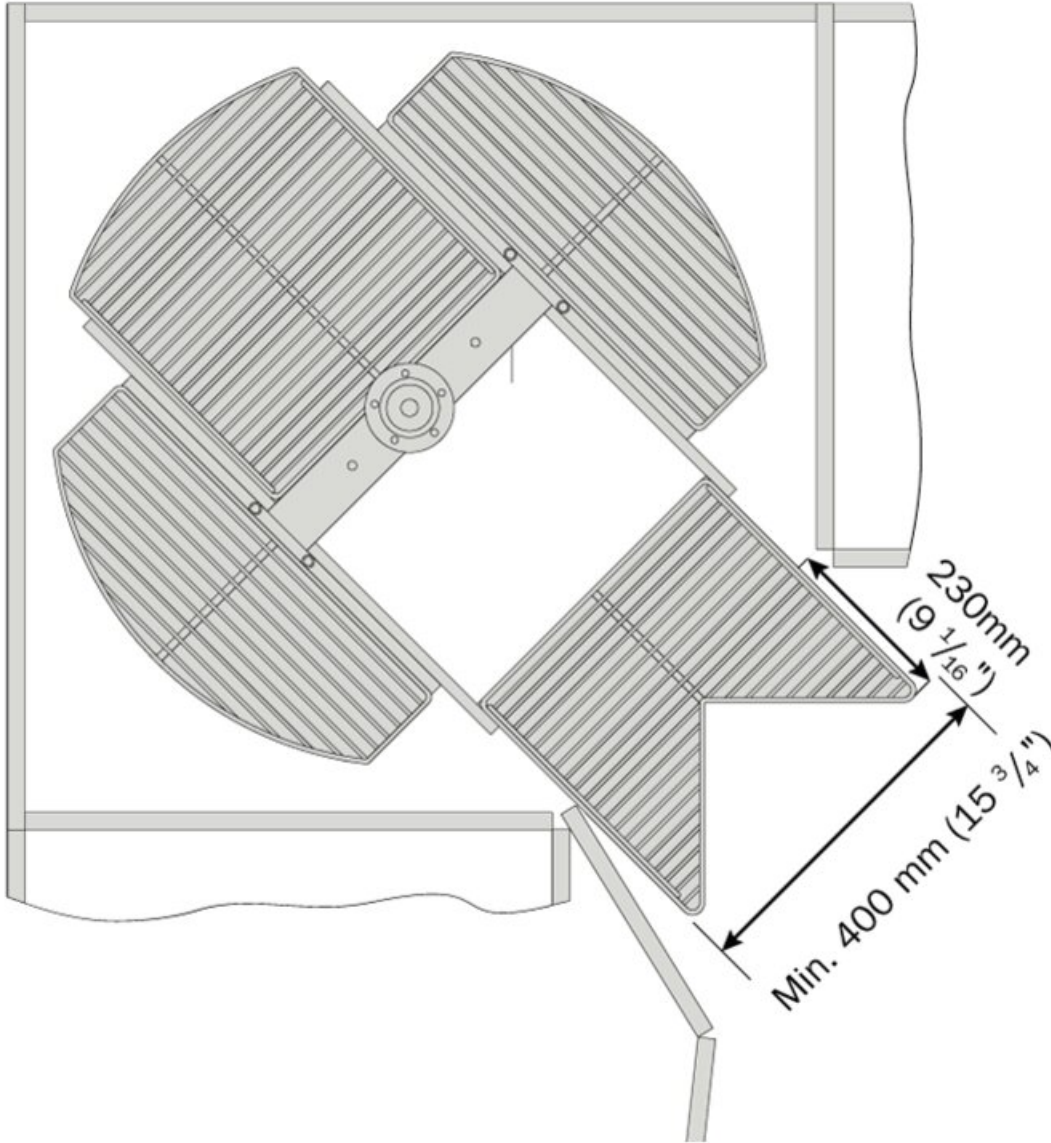
Technical Documents



View this product online at <https://marathonhardware.com/pd/041-102001-M>



Technical Documents



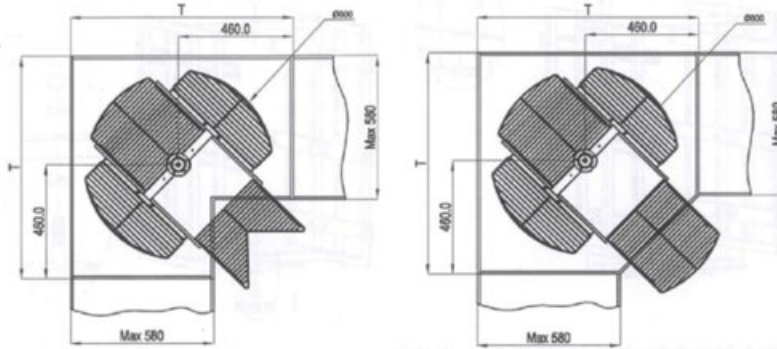
View this product online at <https://marathonhardware.com/pd/041-102001-M>



Technical Documents

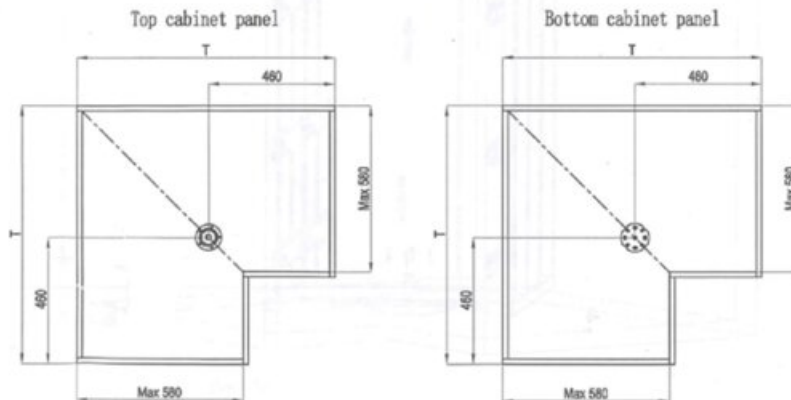
This instruction is fit for the following item numbers.

Name	T=Cabinet	Width*Depth*Height
270 revolve magic corner	900 mm	Ø800*(650-750)
360 revolve magic corner	900 mm	Ø800*(650-750)



Description	Picture	Quantity
Up fixture		1
Below fixture		1
Axletree		2
Screw		1
ST3.5x25 tapping screw		4
ST3.5x18 tapping screw		5

Step 1: As the size revealed in the picture below, drill 9 small holes Ø3.0mm respectively on top cabinet panel and bottom cabinet panel.



View this product online at <https://marathonhardware.com/pd/041-102001-M>

