



Pullout Magic Corner Soft-Close

Part Number: 041-MH111-GW

M-Series Space Corner with Reversible Bottom Boards

Featuring a wire frame and reversible compact board bottoms with two colour options: Arctic White and Anthracite Grey

<div>
</div>


Basket Bottom Colour	-----	Arctic White / Anthracite Grey
Basket Bottom Type	-----	Reversible Compact Board
Basket Wire Finish	-----	Chrome
Suggested for Cabinet (Door) Width	-----	450 mm (18 in)

Product Description

The M-Series Space Corner with soft-close, features a wire frame and reversible compact board bottoms with two colour options: Arctic White and Anthracite Grey.

Now in a single unit, you can choose to match any cabinet interior design scheme. The built-in soft-close and the adjustable width frame in a universal (left or right handed) design stay the same as your favourite classic. Maximum load capacity of 8kg on door and 15kg on inside storage.

Two Colour (Reversible) Compact Board Bottoms



Product Advantages

- Suits 450mm (18") door in 900mm (36") blind corner
- Soft-close door
- Adjustable width frame
- Reversible basket bottoms with two colour choices: Arctic White and Anthracite Grey
- Universal installation left or right opening
- Sold as a complete set, all baskets included
- Load capacity: Inner: 15kg (33lbs) Door: 8kg (18lbs)

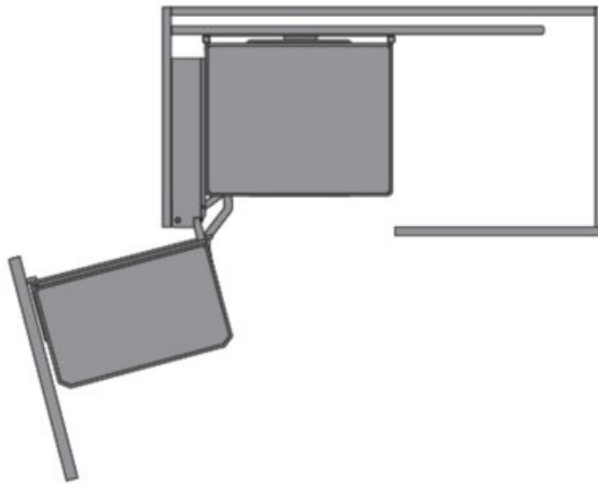
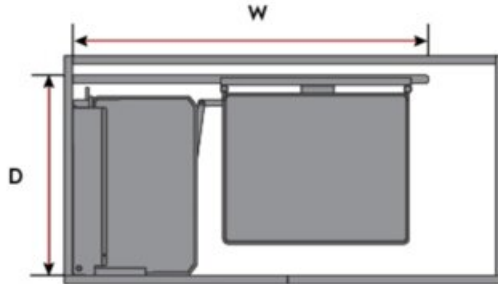


Technical Documents

Planning

Minimum Interior Cabinet Dimensions mm/inch

W x H x D 860 - 968 x 537 x 513mm (33 7/8" - 38 1/8" x 21 1/8" x 20 3/8")




*Left Open Shown. Product is Universal.

View this product online at <https://marathonhardware.com/pd/041-MH111-GW>



Technical Documents



Pull-out Waste Bin



Magic Corner Chrome Wire Kit, Universal for Left and Right Open

Product Features

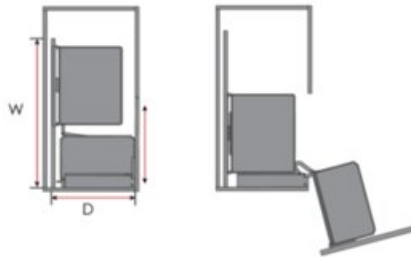
This updated Magic Corner with soft-close, features an innovative reversible compact board bottom with two colour options: Arctic White and Anthracite Grey and complimentary chrome wire.

- Suits 450mm (18") door in 900mm (36") blind corner.
- Sold as a complete set, all baskets included
- Attractive chrome wire baskets
- Adjustable width frame
- Universal for left or right opening
- Soft-close door
- Load capacity: Inner: 15kg (33lbs) Door: 8kg (18lbs)

Description	Part#
<p>W x H x D 860 - 968 x 537 x 513mm (33 3/4" - 38 1/4" x 21 1/4" x 20 1/4")</p>	041-MH111-GW

Minimum Interior Cabinet Dimensions

W x H x D 860 - 968 x 537 x 513mm (33 3/4" - 38 1/4" x 21 1/4" x 20 1/4")



800.840.1228 / MARATHONHARDWARE.COM

View this product online at <https://marathonhardware.com/pd/041-MH111-GW>

