



## Laundry Hamper 300mm 1x35L White

**Part Number: 04-LHW300-35S-W**

M-Series Bottom-Mount Laundry Hamper, 1x35L, 12 inch, White

The bottom mount pullout laundry hamper offers flexibility and customization in two forms. Choose between one or two 35L baskets or a single 48L basket.

Depth	497 mm (19-5/8 in)
Height	570 mm (22-1/2 in)
Load Capacity	10 kg (22 lbs)
Suggested for Cabinet (Door) Width	12 in
Volume	35L
Width	248 mm (9-3/4 in)

### Product Description

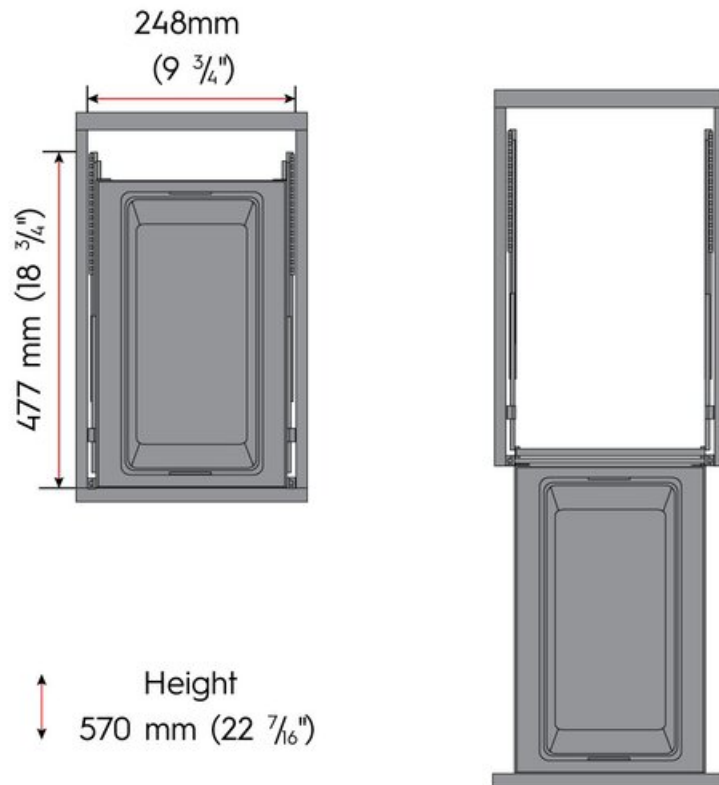
M-Series bottom-mount laundry hampers offer an attractive, full-extension pullout for convenient laundry storage. Available for 12", 15", and 18" door widths, M-series bottom-mount laundry hampers can be used with full height base cabinets or base cabinets with a top drawer. Featuring large storage bins with breathable designs and integrated handles, this laundry storage solution is perfect for reducing the hassle often associated with laundry day.

### Product Advantages

- Tailored for slab or shaker style doors with a nominal size of 12", 15" or 18"
- 6-way adjustable door bracket
- Can be installed on a full height door base cabinet or top-drawer base cabinet
- Easily removable baskets with breathable design and integrated handles
- Two baskets sizes: 35L or 48L
- Full size positioning template included
- Load capacity: 10 kg (22 lbs)



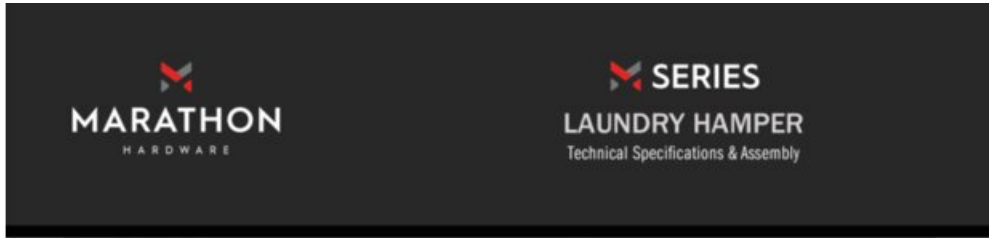
## Technical Documents



View this product online at <https://marathonhardware.com/pd/04-LHW300-35S-W>



## Technical Documents



### M-Series Laundry Hamper



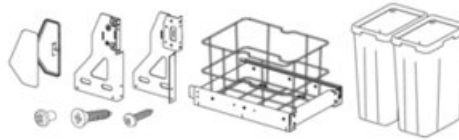
### Product Features

M-Series bottom-mount laundry hampers offer an attractive, full-extension pullout for convenient laundry storage. Available for 12", 15", and 18" door widths, M-series bottom-mount laundry hampers can be used with full height base cabinets or base cabinets with a top drawer. Featuring large storage bins with breathable designs and integrated handles, this laundry storage solution is perfect for reducing the hassle often associated with laundry day.

- Tailored for slab or shaker style doors with a nominal size of 12", 15" or 18"
- 6-way adjustable door bracket
- Can be installed on a full height door base cabinet or top-drawer base cabinet
- Easily removable baskets with breathable design and integrated handles
- Two baskets sizes: 35L or 48L
- Full size positioning template included
- Load capacity: 10 kg (22 lbs)

### What's In the Box - Bottom-mounted (041-LHW)

- Bin
- Tray
- Screws
- Rails
- Runners
- Brackets



### M-Series Bottom-Mount Laundry Hamper Ordering Guide

Part #	Cabinet Width	Capacity	W x H x D mm
04-LHW300-35S-W	300mm (12")	35L	248 x 570 x 477
04-LHW400-48S-W	400mm (15 1/4")	48L	340 x 545 x 477
04-LHW450-35S-WB	450mm (17 3/4")	35L	392 x 570 x 497

800.840.1228 / MARATHONHARDWARE.COM

View this product online at <https://marathonhardware.com/pd/04-LHW300-35S-W>



## Technical Documents

MARATHON  
HARDWARE

**M-Series LAUNDRY HAMPER**



800.840.1228 | MARATHONHARDWARE.COM



### SERIES

#### INTRODUCING M-Series Laundry Hampers

M-Series laundry hampers are available in three versions to best suit your renovation project. The doublewall drawer and bottom mount options offer an attractive, full-extension pullout for convenient laundry storage. The flip down version is ideal for base cabinets with a shallow interior depth. M-series laundry hampers feature large storage bins with breathable designs and integrated handles, reducing the hassle often associated with laundry day.

#### Product Features:

- Top-mounted for DTC Infinity Doublewall Drawers (04-LHB)
  - Easy upgrade on DTC Infinity Doublewall drawer systems
  - No special installation required as the hamper system sits on the top of the doublewall drawer sides
- Bottom-mounted (04-LHW)
  - Tailored for slab or shaker style doors with a nominal size of 12", 15" or 18"
  - 6-way adjustable door bracket
  - Can be installed on a full height door base cabinet or top-drawer base cabinet
  - Full size positioning template included
  - Less than 10 minutes to install
- Tilt-out (04-LHF)
  - Tailored for slab or shaker style doors with a nominal size of 18"
  - Minimum depth system for closet application
  - Full size positioning template included
  - Less than 10 minutes to install

View this product online at <https://marathonhardware.com/pd/04-LHW300-35S-W>

