



Float Support Kit Glass 5mm Matte Black

Part Number: 086-K4PXE-MB

This bracket supports glass shelves securely. Fits 5mm glass and sits flush with aluminum profiles.

Finish	Matte Black
Glass Thickness	5mm

Product Description

Eureka FLOAT is a chic, wall mounted modular shelving system that is extremely versatile and customizable. FLOAT can be arranged in virtually any configuration you can imagine via the multitude of available connectors. FLOAT shelving system can be cut-to-size and assembled into countless designs to either “float” on the wall, or integrate into new or existing cabinetry.

Important Information

Float Bar Profiles are designed to fit 18mm thick shelves flush, so use spacer bracket kits for boards of 8 to 16mm thicknesses. It is possible to mount 19mm (3/4") shelves, we recommend edgebanding your panel as it will sit proud 1mm. For 18mm or less shelves, edgebanding is optional as the shelf sits hidden behind the aluminum profile.

Shelf Cut Dimensions

Wood Shelf:

- Length minus 42mm
- Depth minus 42mm

Glass Shelf:

- Length minus 42mm
- Depth minus 45mm

Product Application

Shelf Dimensions

Wood Shelf:

- Length minus 42mm
- Depth minus 42mm

Glass Shelf:

- Length minus 42mm
- Depth minus 45mm



Technical Documents

Eureka FLOAT Shelf Spacers and Cover Caps

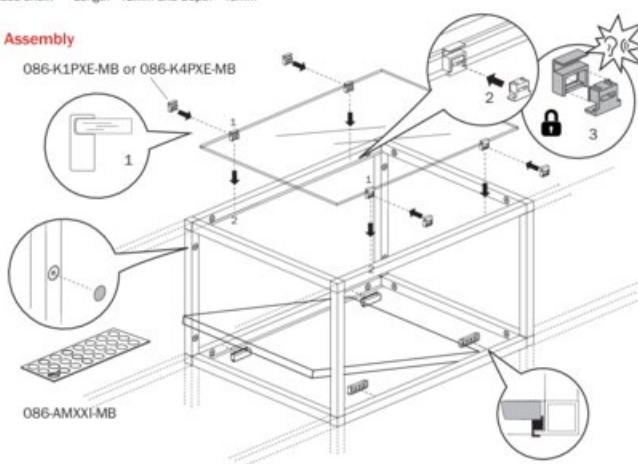
Item Description	Part
Glass Shelf Spacer for 4mm Matte Black	086-K1PXE-MB
Glass Shelf Spacer for 5mm Matte Black	086-K4PXE-MB
Wood Shelf Spacer 8-16mm Matte Black	086-K2PXE-MB
Cover Caps Adhesive Matte Black	086-AMXXI-MB

- Wood shelf spacer fits wood for shelf thickness from 8-16mm
- Glass shelf spacer works only for glass thickness indicated

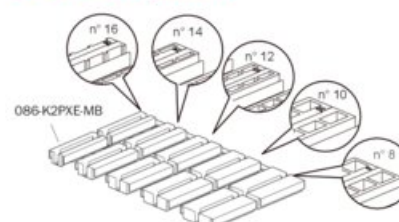
Cut Sizes:

- Wood shelf: Length - 42mm and Depth - 42mm
- Glass shelf: Length - 42mm and Depth - 45mm

Shelf Assembly



Wood Thickness Adjustment



Technical Specifications

n°	Thickness shelf (T)
8	8mm
10	10mm
12	12mm
14	14mm
16	16mm

View this product online at <https://marathonhardware.com/pd/086-K4PXE-MB>

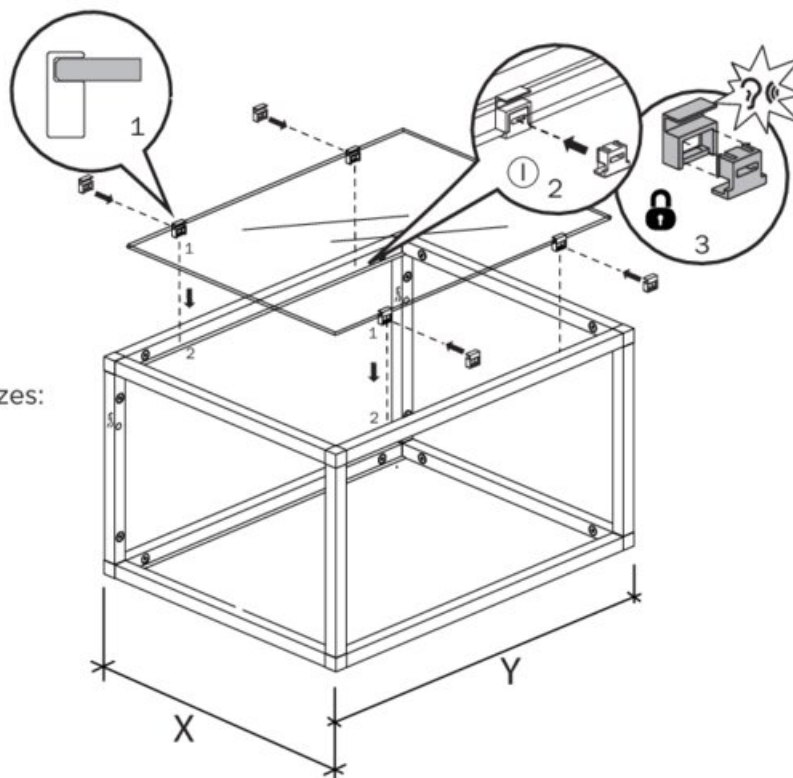
Technical Documents



Glass shelf cutting sizes:

Length = $Y - 42\text{mm}$

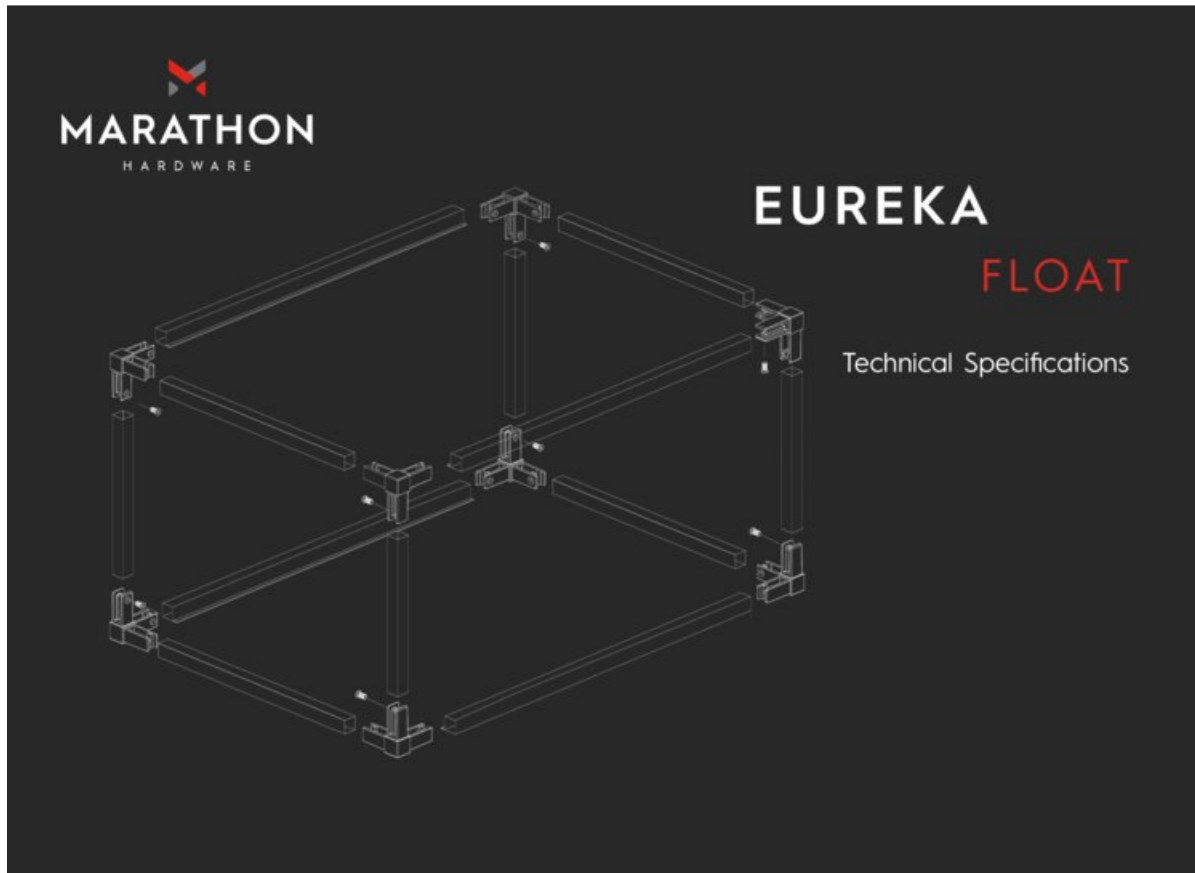
Depth = $X - 45\text{mm}$



View this product online at <https://marathonhardware.com/pd/086-K4PXE-MB>



Technical Documents



View this product online at <https://marathonhardware.com/pd/086-K4PXE-MB>



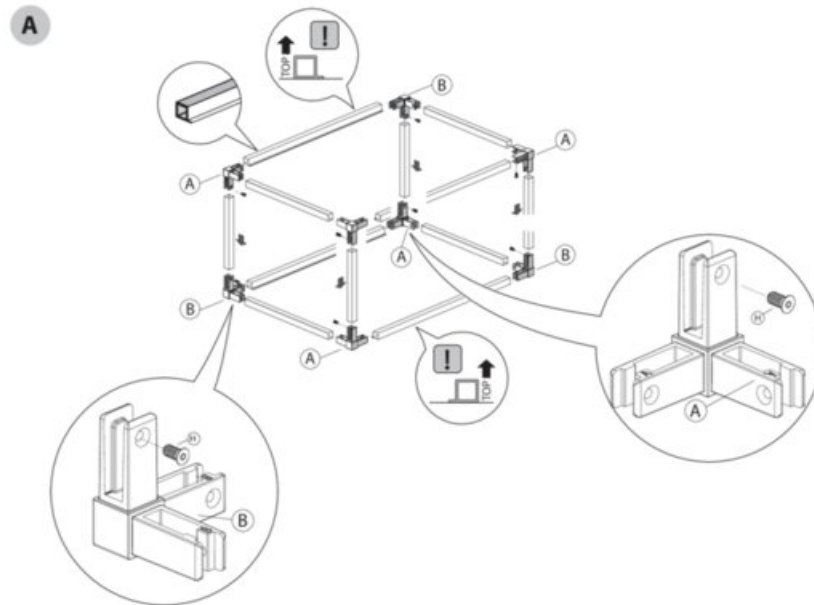
Technical Documents



FLOAT



INSTRUCTIONS



View this product online at <https://marathonhardware.com/pd/086-K4PXE-MB>

