



Smart Corner 18in Left White chrome

Part Number: 041-VGSCL-WHC

Vibo Smart Corner Pull Out, White / Chrome

Galaxy Smart Corner is composed of two soft-close, full-extension internal baskets and two door-mounted baskets.

Basket Bottom Colour	White
Basket Bottom Type	Anti-Slip Melamine
Basket Wire Finish	Chrome
Closing Type	Soft-Close
Finish	White / Chrome
Frame Finish	Anthracite
Opening Direction	Left
Reversible	Non Reversible
Slide Extension Type	Full-Extension Internal Baskets
Suggested for Cabinet (Door) Width	450 mm (18 in)

Product Description

The Vibo Smart Corner pullout is a highly effective way to maximize the storage ability of a blind corner. Both internal baskets pull out completely to create full accessibility of all the cabinets contents.

Product Advantages

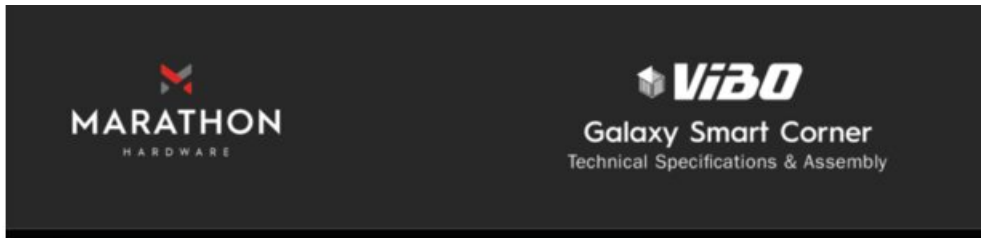
- For 900mm (36") blind corners with a 450mm (18") door
- Soft-Close on door close and internal full-extension baskets
- Left opening direction
- Load capacity: Inner: 20kg (44lbs) Door: 10kg (22lbs)
- White / Chrome

Important Information

This product is not universal (reversible). Please order for right or left direction swing open.



Technical Documents



Globe Syncro



Product Features

The Smart Corner pullout is a highly effective way to maximize the storage ability of a blind corner. Match the impressive design of the Galaxy collection with the new contemporary Anthracite Grey finish.

- For 900mm (36") blind corners with a 450mm (18") door
- Soft-Close on door close and on internal full-extension baskets
- Order for left or right direction opening
- Anti-slip wood melamine bottom which is TSCA Title VI compliant
- Load capacity: Inner: 20kg (44lbs) Door: 10kg (22lbs)

Complete Kit, Left Open

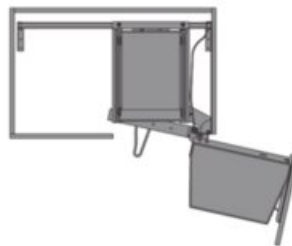
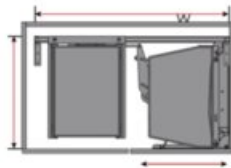
Description	Part#
W x H x D 849 x 586 x 489mm (33 1/4 x 23 1/4 x 19 1/4")	041-VG5CL-AG

Complete Kit, Right Open

Description	Part#
W x H x D 849 x 586 x 489mm (33 1/4 x 23 1/4 x 19 1/4")	041-VG5CR-AG

Minimum Interior Cabinet Dimensions

W x H x D 849 x 586 x 489mm (33 1/4 x 23 1/4 x 19 1/4")


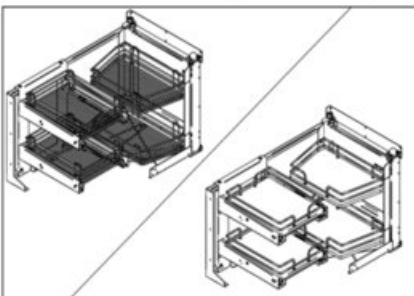















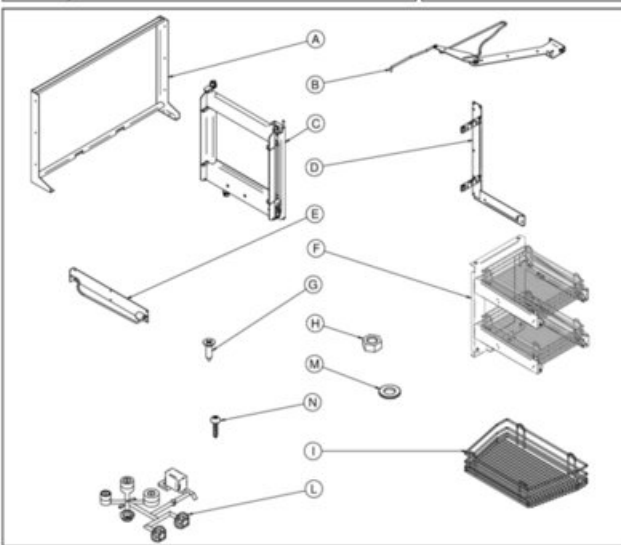







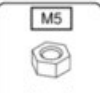



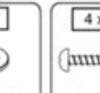
































800.840.1228 / MARATHONHARDWARE.COM

View this product online at <https://marathonhardware.com/pd/041-VG5CL-WHC>



Technical Documents

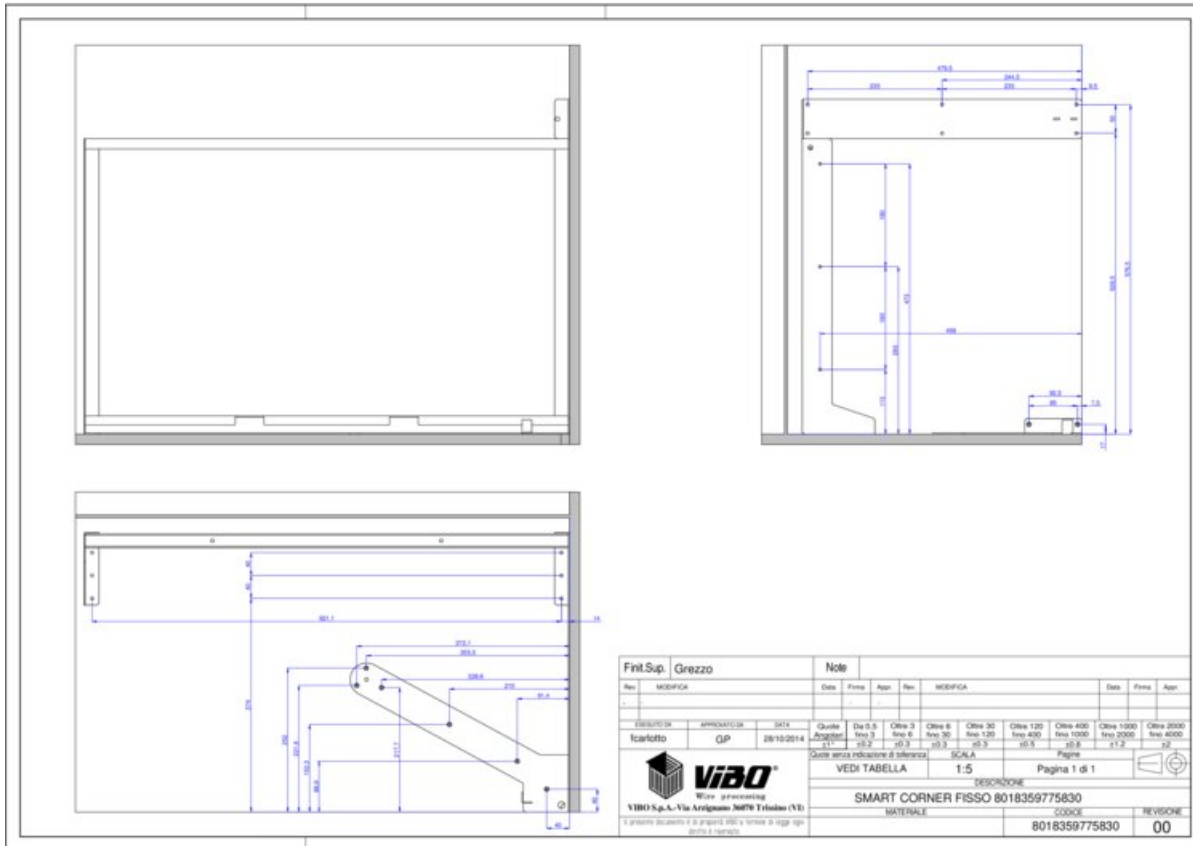
	Portata massima: Maximum load: Charge maxi: Maximale belastbarkeit: Carga maxima:	Istruzioni di montaggio Assembling instructions Notice de montage Montageanleitung Manual de montaje																		
		<div style="text-align: center; font-size: 24px; font-weight: bold;">SMACE...</div> <table border="1" style="width: 100%; text-align: center;"> <tr> <td> 30 min</td> <td> 1</td> <td></td> <td> 10</td> </tr> <tr> <td></td> <td></td> <td> 8</td> <td></td> </tr> </table>	 30 min	 1		 10			 8											
 30 min	 1		 10																	
		 8																		
		<p>PRIMA DI COMINCIARE, VEDERE I CONSIGLI DI MONTAGGIO</p> <p>BEFORE STARTING, REFER TO THE ASSEMBLING ADVICE IN ANNEX</p> <p>AVANT DE COMMENCER, SE REPORTER AUX CONSEILS DE MONTAGE EN ANNEXE</p> <p>VOR DIE MONTAGE, BITTE BEILIEGENDE ANWEISUNGEN FOLGEN</p> <p>ANTES DE EMPEZAR CONSULTE LOS CONSEJOS PARA EL MONTAJE</p>																		
<table border="1" style="width: 100%; text-align: center;"> <tr> <td> A x 1</td> <td> B x 1</td> <td> C x 1</td> <td> D x 1</td> <td> E x 1</td> <td> F x 1</td> <td> G x 18</td> </tr> <tr> <td> H x 1</td> <td> I x 2</td> <td> L x 1</td> <td> M x 1</td> <td> N x 19</td> <td></td> <td></td> </tr> </table>		 A x 1	 B x 1	 C x 1	 D x 1	 E x 1	 F x 1	 G x 18	 H x 1	 I x 2	 L x 1	 M x 1	 N x 19			<table border="1" style="width: 100%; text-align: center;"> <tr> <td> G x 18</td> <td> N x 19</td> <td></td> <td></td> </tr> </table>	 G x 18	 N x 19		
 A x 1	 B x 1	 C x 1	 D x 1	 E x 1	 F x 1	 G x 18														
 H x 1	 I x 2	 L x 1	 M x 1	 N x 19																
 G x 18	 N x 19																			

28/07/2015 cod.4004117610

1/8

View this product online at <https://marathonhardware.com/pd/041-VGSC-L-WHC>

Technical Documents



View this product online at <https://marathonhardware.com/pd/041-VGSC-L-WHC>

