


hinges

automatic closing / door thickness 20 - 40 mm or with profiles / standard applications

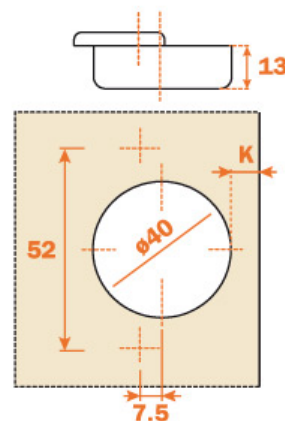
Series F

94° OPENING

Traditional or snap-on assembly of the door



For profile and thicker doors (max. 40 mm).
13 mm deep steel cup.
40 mm cup diameter.
94° opening.
Possible drilling distance on the door (K): from 3 to 15 mm.
Compatible with all traditional Series 200 mounting plates and
with all Domi snap-on mounting plates.



hinges

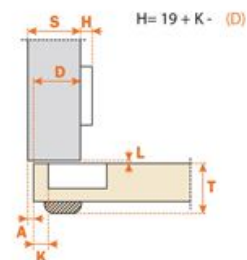
automatic closing / door thickness 20 - 40 mm or with profiles / standard applications

Series F

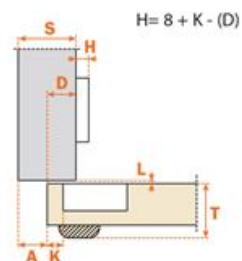
94° OPENING

Traditional or snap-on assembly of the door

CF_7A99
Arm 0



CF_7G99
Arm 11



CF_7P99
Arm 22

