


hinges

automatic closing / door thickness 16 - 26 mm / standard applications

Series 200

165° OPENING

Traditional or snap-on assembly of the door



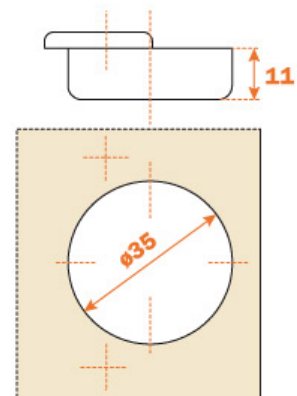
Hinge with greater opening angle and reduced operating profile.

11 mm deep die-cast cup.

165° opening.

Possible drilling distance on the door (K): from 3 to 8 mm.

Compatible with all traditional Series 200 mounting plates and with all Domi snap-on mounting plates.



ARTURO SALICE S.p.A. (Società con Unico Socio)

VIA PROVINCIALE NOVEDRATESE, 10
22060 NOVEDRATE (COMO) ITALIA
TEL. 031 790424
FAX 031 791508
info.salice@salice.com

www.salice.com
CAPITALE SOC. € 25.000.000 I.V.
C.F. e P. IVA 00211650130
REG. IMPRESE COMO 00211650130
REA COMO N° 96189

DEUTSCHE SALICE GmbH
74382 NECKARWESTHEIM
www.deutschesalice.de

SALICE UK Ltd.
HUNTINGDON CAMBS PE29 6FN
www.saliceuk.co.uk

SALICE FRANCE S.A.R.L.
06600 ANTIBES
www.salicefrance.com

SALICE CANADA Inc.
MISSISSAUGA, ONTARIO L5L 5Y1
www.salicecanada.com

SALICE AMERICA Inc.
CHARLOTTE NC 28227
www.saliceamerica.com

SALICE ESPAÑA, S.L.U.
08403 GRANOLLERS
www.saliceespana.es

hinges

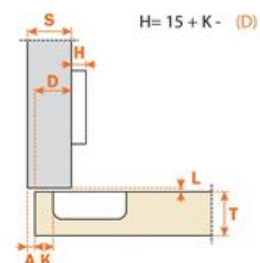
automatic closing / door thickness 16 - 26 mm / standard applications

Series 200

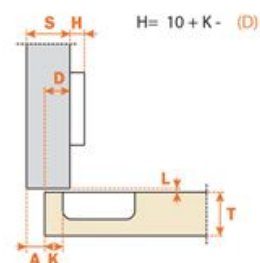
165° OPENING

Traditional or snap-on assembly of the door

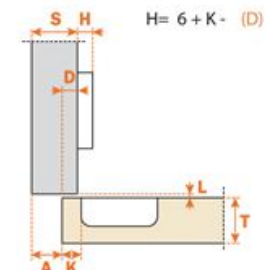
C2_FA99
Arm 0



C2_FD99
Arm 5



C2_FG99
Arm 9



ARTURO SALICE S.p.A. (Società con Unico Socio)

VIA PROVINCIALE NOVEDRATESE, 10
22060 NOVEDRATE (COMO) ITALIA
TEL. 031 790424
FAX 031 791508
info.salice@salice.com

www.salice.com
CAPITALE SOC. € 25.000.000 I.V.
C.F. e P. IVA 00211650130
REG. IMPRESE COMO 00211650130
REA COMO N° 96189

DEUTSCHE SALICE GmbH
74382 NECKARWESTHEIM
www.deutschesalice.de

SALICE UK Ltd.
HUNTINGDON CAMBS PE29 6FN
www.saliceuk.co.uk

SALICE FRANCE S.A.R.L.
06600 ANTIBES
www.salicefrance.com

SALICE CANADA Inc.
MISSISSAUGA, ONTARIO L5L 5Y1
www.salicecanada.com

SALICE AMERICA Inc.
CHARLOTTE NC 28227
www.saliceamerica.com

SALICE ESPAÑA, S.L.U.
08403 GRANOLLERS
www.saliceespana.es

hinges

automatic closing / door thickness 16 - 26 mm / standard applications

Series 200

165° OPENING

Traditional or snap-on assembly of the door

C2_FP99
Arm 17

